

Draft Consolidated Annual Performance and Evaluation Report FY 2016-17



POTTER'S LANE



**FOR CHRONICALLY HOMELESS
VETERANS**

County of Orange

Consolidated Annual Performance Evaluation Report

Fiscal Year 2016-17

Table of Contents

Section	Page
CR-05 - Goals and Outcomes.....	1
Table 1 - Accomplishment - Program Year & Strategic Plan to Date.....	2
CR-10 - Racial and Ethnic composition of families assisted.....	5
Table 2 - Table of assistance to racial and ethnic populations by source of funds.....	5
CR-15 - Resources and Investments 91.520(a).....	7
Table 3 - Resources Made Available.....	7
Table 4 - Identify the geographic distribution and location of investments.....	7
Table 5 - Fiscal Year Summary - HOME Match Report.....	9
Table 6 - Match Contribution for the Federal Fiscal Year.....	10
Table 7 - Program Income.....	10
Table 8 - Minority and Women Business Enterprises.....	11
Table 9 - Minority Owners of Rental Property.....	11
Table 10 - Relocation and Real Property Acquisition.....	12
CR-20 - Affordable Housing 91.520(b).....	13
Table 11 - Number of Households.....	13
Table 12 - Number of Households Supported.....	13
Table 13 - Number of Persons Served.....	14
CR-25 - Homeless and Other Special Needs 91.220(d, e); 91.320(d, e); 91.520(c).....	15

CR-30 - Public Housing 91.220(h); 91.320(j).....	18
CR-35 - Other Actions 91.220(j)-(k); 91.320 (i) -(j).....	19
CR-40 - Monitoring 91.220 and 91.230.....	25
Citizen Participation Plan 91.105(d); 91.115(d).....	26
CR-45 - CDBG 91.520(c).....	28
CR-50 - HOME 91.520(d).....	30

APPENDIX A – eCart - ESG CAPER Reporting

APPENDIX B – CDBG Financial Summary Report – PR 26

APPENDIX C - IDIS Reports

PR03 - Summary of CDBG Activities

PR22 – Status of HOME Activities

PR33 - HOME Matching Liability Report

PR91 - ESG Financial Summary

APPENDIX D - Public Notice/Proof of Publication

CR-05 - Goals and Outcomes

Progress the jurisdiction has made in carrying out its strategic plan and its action plan.

91.520(a)

This could be an overview that includes major initiatives and highlights that were proposed and executed throughout the program year.

The program year 2016-2017 County of Orange Consolidated Annual Performance and Evaluation Report (CAPER) reports on the County's performance and accomplishments relative to achieving its goals and objectives in the second year of its Five-Year 2015-2019 Consolidated Plan (CP). The CAPER describes and evaluates how Community Development Block Grant (CDBG), HOME Investment Partnerships (HOME), and Emergency Solutions Grant (ESG) funds, received from the U.S. Department of Housing and Urban Development (HUD), were expended to meet the CP five-year strategic goals for the reporting period July 1, 2016 to June 30, 2017.

Below is a summary of accomplishments made in FY 2016-2017:

CDBG Funds:

- A total of twenty (20) public facilities & improvements projects were underway in FY 2016-17, of those, fourteen (14) were completed including nine (9) extended project from FY 2015-16 and six (6) are still underway. These projects included ADA accessibility improvements, alleys, curbs/gutters, sidewalks, senior center and community center and year-round emergency shelter improvements. A total of \$1,493,592 was expended for these projects.
- Twelve (12) housing rehabilitations projects were underway and nine (9) were completed expending a total of \$784,103.
- A total of seven (7) public service projects were undertaken and completed in program year 2016-17. Public services included senior services, health/ mental health services, employment and educational services, homeless shelters and programs, childcare services and youth services. A total of \$482,157 was expended.
- One (1) project, administration was under taken to affirmatively further fair housing; a total of \$50,000 was expended.

The County of Orange administers the HOME Program throughout the unincorporated areas of the County, in Urban County Participating Cities, and in entitlement cities. HOME funding is typically utilized to:

- Expand the affordable rental housing stock for homeless, low-income, and special needs households; and
- Provide shelter to homeless and low-income households through tenant-based rental assistance

In FY 2016-2017, the County allocated ESG funding to Mercy House to operate the emergency shelter, rapid re-housing program and HMIS for persons either at-risk of, or experiencing homelessness. A total of \$216,802 was expended in Federal ESG funds.

The following table is a condensed summary of activities undertaken and accomplishments represented by number of units (e.g., housing units, persons assisted, etc.), outlining the expected strategic goals and progress towards meeting these goals set forth in the FY 2015-19 Consolidated Plan and Annual Action Plan. The table has been revised to reflect actual outcomes from the IDIS accomplishment screens, IDIS PR23 and PR03 reports, and HMIS.

Comparison of the proposed versus actual outcomes for each outcome measure submitted with the consolidated plan and explain, if applicable, why progress was not made toward meeting goals and objectives. 91.520(g)

Categories, priority levels, funding sources and amounts, outcomes/objectives, goal outcome indicators, units of measure, targets, actual outcomes/outputs, and percentage completed for each of the grantee's program year goals.

Goal	Category	Source / Amount	Indicator	Unit of Measure	Expected Strategic Plan	Actual – Strategic Plan	Percent Complete	Expected Program Year	Actual Program Year	Percent Complete
Enhance Quality of Life	Affordable Housing Non-Housing Community Development	CDBG: \$5,675,000 / HOME: \$ / ESG: \$	Public Facility or Infrastructure Activities other than Low/Moderate Income Housing Benefit	Persons Assisted	304245	76620	25.18%	59466	76620	128.85%
Enhance Quality of Life	Affordable Housing Non-Housing Community Development	CDBG: \$5,675,000 / HOME: \$ / ESG: \$	Homeowner Housing Rehabilitated	Household Housing Unit	0	163		0	163	
Expand Affordable Housing Opportunities	Affordable Housing	CDBG: / HOME: \$3,931,908 / ESG: \$	Rental units constructed	Household Housing Unit	125	0	0.00%	44	0	0.00%
Expand Affordable Housing Opportunities	Affordable Housing	CDBG: \$5,141,736 / HOME: \$ / ESG: \$	Homeowner Housing Rehabilitated	Household Housing Unit	800	125	15.63%	146	125	85.62%
Public Services	Homeless Non-Homeless Special Needs	CDBG: \$2,250,000 / HOME: \$ / ESG: \$	Public service activities other than Low/Moderate Income Housing Benefit	Persons Assisted	26000	8153	31.36%	1560	8153	522.63%
Public Services	Homeless Non-Homeless Special Needs	CDBG: \$ / HOME: \$ / ESG: \$1,161,224	Tenant-based rental assistance / Rapid Rehousing	Households Assisted	27	18	66.67%	27	18	66.67%

Public Services	Homeless Non-Homeless Special Needs	CDBG: \$2,250,000 / HOME: \$ / ESG: \$1,161,224	Homeless Person Overnight Shelter	Persons Assisted	0	4092		1072	4092	381.72%
-----------------	-------------------------------------	---	-----------------------------------	------------------	---	------	--	------	------	---------

Table 1 - Accomplishments – Program Year & Strategic Plan to Date

Assess how the jurisdiction’s use of funds, particularly CDBG, addresses the priorities and specific objectives identified in the plan, giving special attention to the highest priority activities identified.

The CAPER provides a detailed description of how the County provided new or improved availability/accessibility, affordability, sustainability of the following goals for which funding was allocated:

- Expand and preserve the supply of affordable housing to create housing opportunities for low- and moderate-income households and homeless individuals and families
- Strengthen, preserve, and enhance the physical character and quality of life in Orange County’s low- and moderate-income neighborhoods, including the housing stock and public infrastructure and facilities.
- Continue to build the capacity of residents to empower themselves and help strengthen their community, through the funding of needed public services for seniors, the homeless, and those at risk of homelessness.
- Planning and administration.

The Accomplishments Table above provides a summary of these priority goals and the County’s success in meeting the established objectives set forth in the FY 2015-19 Consolidated Plan and Annual Action Plan. Unfortunately, as with most of the priority goals, the needs far outweigh the County’s available resources which are not sufficient to address all of the needs of low- and moderate-income persons or special needs residents in the County’s CPD program area.

During the FY 2016-2017, CDBG funding focused primarily on the highest plan priorities to address specific objectives including the improvements to public facilities, public services, ADA accessibility improvements, housing rehabilitation and activities furthering fair housing.

HOME funds were used to address housing priorities established in the FY 2015-19 Consolidated Plan.

ESG activities were directed at increasing services to homeless families and individuals by providing overnight shelter and rapid re-housing services for persons experiencing homelessness.

Several public facility/ infrastructure projects that are experiencing delays which is mostly due to the need to secure additional funding, increase in the cost of materials and/or labor, and in some instances,

a lack of dedicated staff resources. These projects are currently underway and will report accomplishments in upcoming CAPER's.

For additional information please refer to the following Integrated Disbursement and Information System (IDIS) reports in the appendix:

- Summary of CDBG Activities (PR03)
- Status of HOME/TCAP Activities (PR 22)
- Financial Summary (PR26)
- HOME Matching Liability Report (PR33)
- ESG Financial Summary (PR91)

CR-10 - Racial and Ethnic composition of families assisted

Describe the families assisted (including the racial and ethnic status of families assisted).

91.520(a)

	CDBG	HOME	ESG
White	25,605	35	629
Black or African American	823	8	174
Asian	6,338	4	55
American Indian or American Native	411	0	281
Native Hawaiian or Other Pacific Islander	97	0	15
Total	33,274	47	1,154
Hispanic	3,379	5	355
Not Hispanic	29,895	42	800

Table 2 – Table of assistance to racial and ethnic populations by source of funds

Narrative

According to the 2015 Census, 73% of County residents are White, 34.4% Hispanic, 2.1% Black/African American, 20.1% Asian, .4% Native Hawaiian/other Pacific Islander and 3.3% other races. From 2010 to 2015, the proportion of White residents in the County increased by about 12.2%, Hispanic residents increased by .7%, Black/African residents increased by .4%, Asian residents increased by 2.2%, and the overall population increased by 5.3%.

Recipients in the above/below tables represent the diversity within the County that were assisted with HUD funded programs during the FY 2016-2017.

In the County, funds are utilized throughout all of the unincorporated areas as well as all participating cities/metro city under the County's CPD programs. When evaluating the ethnic/racial composition of families assisted in the table, White's appear to be represented at the highest level with regard to the three programs (79% of the total population). Hispanics were assisted at a rate of 10% of the total population.

When comparing the ethnic/racial mix of HOME program beneficiaries with the make-up of the population as a whole, White's appear to be over represented with regard to the HOME program (74% of families assisted), with 11% Hispanic.

The County is committed to allocating CDBG, HOME, and ESG funds to address community development needs of the lowest-income and most disadvantaged residents based upon the individual eligibility requirements of the specific CPD program. Assistance was targeted to populations residing in areas of

low-income and minority concentrations. However, while projects and programs will target low- income and minority populations, they will not necessarily be limited geographically to areas where these populations are concentrated. Some service providers are not located in low/moderate-income census tracts; however, their services are designed and intended for low/moderated income clients.

CR-15 - Resources and Investments 91.520(a)

Identify the resources made available

Source of Funds	Source	Resources Made Available	Amount Expended During Program Year
CDBG	CDBG	4,154,013	3,355,886
HOME	HOME	736,755	57,943
HOPWA	HOPWA		
ESG	ESG	225,318	216,802
Other	Other		

Table 3 - Resources Made Available

Narrative

The table above illustrates the amount of funding “estimated” to be available for CDBG, HOME, and ESG for the 2016-2017 program year, but does not account for unspent prior year funds. The County had \$4,154,013 in CDBG resources (\$3,235,107 entitlement funds/\$205,227 PI/\$612,793 prior year), \$736,755 in HOME resources (\$736,755 entitlement funds/\$451,968 PI), and \$225,318 in ESG resources (\$213,433 entitlement funds/\$11,885 prior year) to allocate to projects to carry out the goals outlined in the County’s CP and Annual Action Plan.

Program Income (PI) is generated from repayments or other funding accrued and collected from previously funded CDBG and HOME projects and is allocated based on HUD’s program income requirements. During the 2016-2017 program year, the County received \$306,113 CDBG PI and \$451,968 HOME PI.

Per IDIS Report PR26 – CDBG Financial Summary Report (2016-2017 program year) are as follows:
Low/Mod Benefit for program year: 100%

Planning and Administration (Cap 20%): 20.00%

Public Service (Cap 15%): 15.00%

The CDBG Expenditure Report, IDIS Report PR03, shows that the County’s CDBG program disbursed \$3,355,886 in program year 2016-2017. The ESG Financial Summary Report, IDIS Report PR91 shows that \$216,802 was disbursed in program year 2016-2017.

Identify the geographic distribution and location of investments

Target Area	Planned Percentage of Allocation	Actual Percentage of Allocation	Narrative Description

Table 4 – Identify the geographic distribution and location of investments

Narrative

The “Urban County” of Orange is comprised of 11 cities with populations under 50,000 (participating cities), three “Metro” cities – Aliso Viejo, Placentia, and Yorba Linda – with populations over 50,000, and the unincorporated areas of Orange County. The 11 participating cities include Brea, Cypress, Dana Point, Laguna Beach, Laguna Hills, Laguna Woods, La Palma, Los Alamitos, Seal Beach, Stanton, and Villa Park. With populations over 50,000, Placentia, and Yorba Linda are eligible to participate in the CPD programs as entitlement jurisdictions and receive funding directly from HUD. However, these cities have elected to join the Urban County for the overall implementation of these programs.

Currently, the County is using a competitive funding application process to distribute CDBG funds. The Funding Allocation Policy & Process (FAPP) is a planning document that is to utilize priorities listed in the Consolidated Plan to address local housing and Community development needs with Federal and local resources in preparing the Annual Action Plan (APP). Individual participating cities, County departments, are required to submit applications for funding. Housing & Community Development & Homeless Prevention works with an Evaluation Committee to rank each application according to the Consolidated Plan priorities, urgency of needs, readiness of projects, experience of program/project administrators, and cost-effectiveness. Many factors, such as the administrative burden of the program, the number of eligible census block groups, annexations, and population growth in the participating cities, weigh into the analysis of the most efficient and effective way to distribute CPD funds to meet the high-priority activities outlined in this Consolidated Plan. The competitive basis for funding distribution has the advantage of flexibly dealing with the changing needs and geographic disparities in terms of needs and resources.

CDBG program funds will be distributed and expended based on program criteria. Housing rehabilitation programs will be provided on a citywide basis in each participating city and in the unincorporated County areas based on low and moderate income qualified residents. Supportive services will be available throughout the Urban County to low and moderate-income residents and persons with special needs. Public and infrastructure improvements will be located primarily in the Urban County’s low- and moderate-income areas. HOME funds will be distributed to those projects that meet priority needs, are timely and meet other evaluation factors that indicate a strong probability the project will come to fruition. ESG funds and CDBG funds for Public Services will be awarded to projects using a noncompetitive process that will best serve the priority needs of homeless individuals, families, those at risk of becoming homeless and Public Services that serve the community operating County owned facilities.

Leveraging

Explain how federal funds leveraged additional resources (private, state and local funds), including a description of how matching requirements were satisfied, as well as how any publicly owned land or property located within the jurisdiction that were used to address the needs identified in the plan.

Fiscal Year Summary – HOME Match	
1. Excess match from prior Federal fiscal year	83,759
2. Match contributed during current Federal fiscal year	0
3. Total match available for current Federal fiscal year (Line 1 plus Line 2)	83,759
4. Match liability for current Federal fiscal year	1,467
5. Excess match carried over to next Federal fiscal year (Line 3 minus Line 4)	82,292

Table 5 – Fiscal Year Summary - HOME Match Report

Match Contribution for the Federal Fiscal Year								
Project No. or Other ID	Date of Contribution	Cash (non-Federal sources)	Foregone Taxes, Fees, Charges	Appraised Land/Real Property	Required Infrastructure	Site Preparation, Construction Materials, Donated labor	Bond Financing	Total Match

Table 6 – Match Contribution for the Federal Fiscal Year

Program Income – Enter the program amounts for the reporting period				
Balance on hand at begin-ning of reporting period \$	Amount received during reporting period \$	Total amount expended during reporting period \$	Amount expended for TBRA \$	Balance on hand at end of reporting period \$
862,245	465,831	46,583	0	1,281,493

Table 7 – Program Income

HOME MBE/WBE report

Minority Business Enterprises and Women Business Enterprises – Indicate the number and dollar value of contracts for HOME projects completed during the reporting period						
	Total	Minority Business Enterprises				White Non-Hispanic
		Alaskan Native or American Indian	Asian or Pacific Islander	Black Non-Hispanic	Hispanic	
Contracts						
Dollar Amount	0	0	0	0	0	0
Number	0	0	0	0	0	0
Sub-Contracts						
Number	0	0	0	0	0	0
Dollar Amount	0	0	0	0	0	0
	Total	Women Business Enterprises	Male			
Contracts						
Dollar Amount	0	0	0			
Number	0	0	0			
Sub-Contracts						
Number	0	0	0			
Dollar Amount	0	0	0			

Table 8 - Minority Business and Women Business Enterprises

Minority Owners of Rental Property – Indicate the number of HOME assisted rental property owners and the total amount of HOME funds in these rental properties assisted						
	Total	Minority Property Owners				White Non-Hispanic
		Alaskan Native or American Indian	Asian or Pacific Islander	Black Non-Hispanic	Hispanic	
Number	0	0	0	0	0	0
Dollar Amount	0	0	0	0	0	0

Table 9 – Minority Owners of Rental Property

Relocation and Real Property Acquisition – Indicate the number of persons displaced, the cost of relocation payments, the number of parcels acquired, and the cost of acquisition						
Parcels Acquired		0		0		
Businesses Displaced		0		0		
Nonprofit Organizations Displaced		0		0		
Households Temporarily Relocated, not Displaced		0		0		
Households Displaced	Total	Minority Property Enterprises				White Non-Hispanic
		Alaskan Native or American Indian	Asian or Pacific Islander	Black Non-Hispanic	Hispanic	
Number	0	0	0	0	0	0
Cost	0	0	0	0	0	0

Table 10 – Relocation and Real Property Acquisition

CR-20 - Affordable Housing 91.520(b)

Evaluation of the jurisdiction's progress in providing affordable housing, including the number and types of families served, the number of extremely low-income, low-income, moderate-income, and middle-income persons served.

	One-Year Goal	Actual
Number of Homeless households to be provided affordable housing units	44	0
Number of Non-Homeless households to be provided affordable housing units	146	172
Number of Special-Needs households to be provided affordable housing units	0	0
Total	190	172

Table 11 – Number of Households

	One-Year Goal	Actual
Number of households supported through Rental Assistance	0	47
Number of households supported through The Production of New Units	44	0
Number of households supported through Rehab of Existing Units	146	125
Number of households supported through Acquisition of Existing Units	0	0
Total	190	172

Table 12 – Number of Households Supported

Discuss the difference between goals and outcomes and problems encountered in meeting these goals.

In FY 2016-17, the County produced 16 project based vouchers for new units for low-income households in Orange County. HOME funds are currently set-aside to fund Permanent Supportive Housing activities under the County's 2016 Permanent Supportive Housing Notice of Funding Availability (NOFA). In FY 2016-17 the County committed \$1.3 million to Oakcrest Heights a 54 unit affordable family housing project in the City of Yorba Linda. The County created a new opportunity for 47 households by providing HOME funded tenant based rental assistance (TBRA).

Discuss how these outcomes will impact future annual action plans.

HOME funds are currently set-aside to fund Permanent Supportive Housing activities under the County's 2016 Permanent Supportive Housing Notice of Funding Availability (NOFA). In FY 2016-17 the County committed \$1.3 million to Oakcrest Heights a 54 unit affordable family housing project in the City of Yorba Linda.

Include the number of extremely low-income, low-income, and moderate-income persons served by each activity where information on income by family size is required to determine the eligibility of the activity.

Number of Households Served	CDBG Actual	HOME Actual
Extremely Low-income	72	47
Low-income	49	0
Moderate-income	4	0
Total	125	47

Table 13 – Number of Households Served

Narrative Information

See above.

CR-25 - Homeless and Other Special Needs 91.220(d, e); 91.320(d, e); 91.520(c)

Evaluate the jurisdiction's progress in meeting its specific objectives for reducing and ending homelessness through:

Reaching out to homeless persons (especially unsheltered persons) and assessing their individual needs

The goals include reaching out to homeless persons (especially unsheltered persons) and assessing their individual needs, which includes opening a year-round emergency shelter/service center site and deploying resources to place homeless in permanent supportive housing.

Since 1998, the County of Orange has had a comprehensive, coordinated, and regional Continuum of Care strategy that includes participation of all 34 cities in Orange County, County Agencies, the County's homeless housing and service providers, and other community groups, including non-profits, local governmental agencies, faith-based organizations, the homeless and formerly homeless, interested business leaders, schools and other stakeholders to identify the gaps and unmet needs of the County's homeless. Homeless needs and priorities continue to be identified through the County's Continuum of Care (CoC) system. The Ten-Year Plan and the implementation groups formed are public and inclusive to participation of all stakeholders including homeless and formerly homeless individuals. In addition, the CoC consults with and engages homeless individuals to participate in the Point-in-Time Count and Survey of the homeless and the Implementation Groups of the Commission to End Homelessness to address the emergency shelter and transitional housing needs of homeless persons.

Addressing the emergency shelter and transitional housing needs of homeless persons

The County allocated \$213,433 in ESG funds, \$667,539 in State ESG funds, \$50,000 in 15U, \$290,000 in operating reserves and \$ 184,237 in CDBG funds during FY 2016-2017 for essential services, operations, emergency shelter, showers, and meals for homeless clients. The County operates the "Armory Emergency Shelter Program," which allows for emergency shelter for approximately five months out of the year, serving a maximum capacity of 400 individuals nightly, divided between two locations.

In addition, the County receives ESG funds from the State of California. The State ESG program provides funding to (1) engage homeless individuals and families living on the street; (2) improve the number and quality of emergency shelters for homeless individuals and families; (3) help operate these shelters; (4) provide essential services to shelter residents, and (5) rapidly re-house homeless individuals and families.

On March 30, 2016, State HCD approved OC Community Resources, in collaboration with the Continuum of Care, as the Administrative Entity (AE) for allocation of ESG funding. The County was awarded \$1,208,146 in ESG funds in 2016. Funding was allocated to local non-profit agencies through an RFP process. Four rapid rehousing programs and 3 emergency shelter programs received funding.

Helping low-income individuals and families avoid becoming homeless, especially extremely low-income individuals and families and those who are: likely to become homeless after being discharged from publicly funded institutions and systems of care (such as health care facilities, mental health facilities, foster care and other youth facilities, and corrections programs and institutions); and, receiving assistance from public or private agencies that address housing, health, social services, employment, education, or youth needs

The goal of the current model of homeless case management is to move clients towards self-sufficiency and a permanent home. This current system model works well when partnered with a variety of supportive services that can prevent a client against future homelessness. In Orange County, a variety of private, federal, state and county-funded programs offer job training courses, child care, work-appropriate clothing, food bags and/or meals, among other services. Many of these services follow clients through their shelter stay(s), and sometimes even after they have found permanent housing. The variety of non-profit service providers that have formed in Orange County over the last 30 years has meant that many different types of clients can be served simultaneously. Each provider tends to specialize in a particular type of client in order to tailor services effectively. Currently served populations include, but are not limited to: families, victims of domestic violence, veterans, chronically homeless men and women, individuals with mental health issues and their families, and individuals with physical and developmental disabilities and their families.

The Commission to End Homelessness has implementation group and committees that focus on the subpopulations such as veteran, families, etc. With Coordinated Entry there is additional focus on creating the correct system/s for the County as well as the subpopulations and their diverse needs. Coordinated Entry was launched in 2015 focusing initially on Permanent Supportive Housing then incorporating Rapid Rehousing. There are over 14 outreach/in-reach teams throughout the County doing assessments using the VI-SPDAT and then working the clients through their housing and stabilization process.

Historically, the most difficult clients to house are the chronically homeless. Most chronically homeless people have a disability that requires significant and costly support. One program that is developing permanent housing units tied to supportive services is the Mental Health Services Act (MHSA) Housing Program. Orange County was allocated \$33 million to provide additional housing for the homeless mentally ill. In addition to the MHSA Housing Program, other housing and supportive services are provided through the MHSA Community Services and Supports component of the MHSA for clients enrolled in a Full Service Partnership Program. Clients of these programs must be seriously mentally ill adults or older adults or seriously mentally ill/seriously emotionally disturbed children and youth. The programs are client and family-driven and provide flexible resources that are tailored to each client's specific needs. Additionally, the County adopted an Affordable Housing Strategic Plan and allocated \$8 million in Federal HOME and local funds for the development of Permanent Supportive Housing for the homeless through a Notice of Funding Availability. Additionally the CoC secured Bonus Projects in both the 2014 and 2015 CoC funding cycles. The new projects are also dedicated projects for the chronically

homeless.

Helping homeless persons (especially chronically homeless individuals and families, families with children, veterans and their families, and unaccompanied youth) make the transition to permanent housing and independent living, including shortening the period of time that individuals and families experience homelessness, facilitating access for homeless individuals and families to affordable housing units, and preventing individuals and families who were recently homeless from becoming homeless again

The most fundamental risk factor for becoming homeless is acute poverty. Orange County has dozens of organizations, both private and public, providing resources to those at risk of homelessness. The solutions to developing a system capable of ensuring that people have the right resources to remain housed generally involve a continued high level of supportive services once an individual or family has been placed in permanent housing.

The CoC/Commission has developed action plans and is reviewing its structure to ensure it is more effectively creating systems of care that are formally linked and coordinated with the various existing systems such as those listed in the prompt. Through the Coordinated Entry system workgroups are being developed to meet the needs of the various subpopulation needs (re-entry, LGBTQ, TAY, DV, medically fragile, etc.) Implementation of the Mental Health Services Act in Orange County has provided a large array of supportive services for those who are homeless or at high-risk of homelessness as well as having a serious mental illness. Supportive services include, but are not limited to, employment services, mentoring, in-home crisis stabilization, education and training, centralized assessment team services, recovery centers, residential treatment, a wellness center, and a transitional age youth discovery program.

CR-30 - Public Housing 91.220(h); 91.320(j)

Actions taken to address the needs of public housing

The public housing needs of Urban Orange County residents are met by the Orange County Housing Authority (OCHA), a division within Orange County Community Resources and the Housing and Community Development – Homeless Prevention Division. There are no public housing projects in the Urban County program, however OCHA provides tenant-based and project-based housing assistance to residents in the Urban County.

Actions taken to encourage public housing residents to become more involved in management and participate in homeownership

OCHA has established a Resident Advisory Board with the membership representing the residents assisted by OCHA. The Board was consulted in the development of OCHA's Five-Year and Annual Public Housing Agency Plans. In addition, OCHA provides homeownership opportunities to eligible participants in the Housing Choice Voucher Program and there are currently five households receiving assistance in paying their mortgage in this program.

Actions taken to provide assistance to troubled PHAs

Not Applicable.

CR-35 - Other Actions 91.220(j)-(k); 91.320(i)-(j)

Actions taken to remove or ameliorate the negative effects of public policies that serve as barriers to affordable housing such as land use controls, tax policies affecting land, zoning ordinances, building codes, fees and charges, growth limitations, and policies affecting the return on residential investment. 91.220 (j); 91.320 (i)

In January 2009, the Orange County Board of Supervisors amended the Housing Opportunities Overlay Regulations to expand the Overlay to high density multi-family residential districts located along arterial highways. Originally adopted in 2006, the Housing Opportunities Overlay Regulations permit the “by-right” development of affordable housing units on commercial, industrial and certain high density residential zoned sites through an administrative approval process.

The County and participating cities have also worked to address the issues surrounding barriers to affordable housing development through the Housing Element process required by the State of California. The California Department of Housing and Community Development (HCD) must review the Housing Element for compliance with State law. Among other things, each jurisdiction’s Housing Element is required to identify opportunity sites with land use controls that facilitate affordable housing development. Another key component of HCD review is the extent of government policies that act as barriers to housing development, especially affordable housing development, and the jurisdiction’s commitment to eliminating or mitigating the barriers.

Each jurisdiction in California (including all participating cities and the County of Orange) adopts a housing element as a required component of the general plan. The County of Orange 2014-2021 Housing Element was adopted in December 2013. The document includes specific actions to facilitate affordable housing.

Between January 1, 2006 and June 30, 2017 the County has loaned over \$31 million to fund the construction of 387 affordable housing units in the unincorporated areas. In addition, the County has provided project-based housing choice vouchers to 134 families. The County has also approved a Zoning Code amendment that allows emergency shelters “by-right” (with no public hearing requirement) in commercial and industrial zoned areas. County staff has identified funds and locations for the development of a year-round emergency shelter in Anaheim. To address neighborhood resistance to affordable housing, Housing & Community Development & Homeless Prevention encourages all developers to work closely with local residents and community groups. In efforts to educate the public about Housing & Community Development & Homeless Prevention and affordable housing efforts, the County also consults with the Kennedy Commission, a nonprofit organization that provides advocacy and education related to affordable housing in the County. The County’s 2014-21 Housing Element establishes an action that the County’s Affordable Housing Project Manager and Housing & Community Development & Homeless Prevention staff will work cooperatively with other governmental agencies, business groups, universities, environmental organizations, housing advocates and the development community to increase public awareness of the importance of affordable housing to the County’s long-

term viability.

Actions taken to address obstacles to meeting underserved needs. 91.220(k); 91.320(j)

One of the greatest challenges in meeting the underserved needs of low- and moderate-income persons is having limited financial resources. The County must weigh and balance the input from different groups and assign funding priorities that best bridge the gaps in the County's service delivery system. While other goals the County has set are also important, for the purposes of the Consolidated Plan, only those which are anticipated to be funded with CPD funding programs (CDBG, HOME, and ESG) during the five-year planning cycle are indicated to be high priorities. The County utilizes other funding sources to meet goals that are not considered high priority in the Consolidated Plan. The County established priorities for allocating CPD funds based on a number of criteria, including:

- Urgency of needs
- Cost efficiency
- Eligibility of activities/programs
- Availability of other funding sources to address specific needs
- Funding program limitations
- Capacity and authority for implementing actions
- Consistency with countywide goals, policies, and efforts

Actions taken to reduce lead-based paint hazards. 91.220(k); 91.320(j)

Estimates show that approximately 93,077 housing units within the County's jurisdiction were constructed prior 1978. Although the level of hazardous incidents involving lead-based paint is relatively low compared to other urban areas, the County still takes a proactive approach in lead-based paint removal. Under the guidance of HUD's Lead Safe Housing Regulations, Housing & Community Development & Homeless Prevention works closely with state certified service providers and homeowners participating in housing rehabilitation programs to safely and effectively identify, evaluate, and remove lead-based paint hazards.

Actions taken to reduce the number of poverty-level families. 91.220(k); 91.320(j)

In the Urban County, 15,504 households (or 8 percent of all households) earned less than 30 percent of the Area Median Income (AMI), according to CHAS. Of these, 76 percent experienced housing problems such as cost burden or overcrowding. The challenges associated with poverty – stress, strained family relationships, substandard housing, lower educational attainment, limited employment skills,

unaffordable child care, and transportation difficulties – make it hard for low income families to obtain and maintain employment, and therefore, housing and basic needs.

Economic stability can have lasting and measurable benefits for both parents and children. The County seeks to reduce the number of people living in poverty (extremely low-income households earning less than 30 percent of the AMI) by providing a number of programs, including housing assistance, supportive services, economic development assistance, and job training opportunities. The County will continue to leverage opportunities to support funding for Community Based Development Organizations, cities, and other groups to provide training and employment opportunities to extremely low-income persons. In collaboration with the County's Workforce Investment Board (OCWIB), the County will continue to offer outreach and training to poverty level families and individuals. Through the CoC system, the County will work with the OCWIB job-training providers to ensure that low- and moderate-income persons are trained with employable skills with the potential to earn higher wages. In addition, the County Section 8 Housing Choice Voucher Program provides assisted families an incentive for employment opportunities through its Family Self Sufficiency (FSS) Program: The FSS Program participants receive resources and are taught job skills that enable them to gain employment and become self-sufficient. The County of Orange has several departments that are involved in some aspect of providing economic development opportunities (e.g., job training, provision of jobs, adding value to communities) to their clientele. In addition, the Orange County Business Council and the County Executive Office have completed an inventory of county resources and coordinate the provision of funds and services.

The goals and strategies contained in this Consolidated Plan for funding for housing and human services programs often directly address poverty issues. The County's funding (CDBG and ESG) of human service programs for basic needs, food distribution, and case management for homeless and those at risk of homelessness support the goals and strategies of reducing poverty. In addition, housing costs often consume a large portion of lower-income households' monthly income. This creates a housing cost burden, leaving less money accessible for other necessities. As such, the County's efforts to create new affordable housing, both permanent and transitional, and rehabilitate existing housing contribute to curbing poverty in the County. In the area of housing, the County, in partnership with other governmental agencies, private non-profit, and for profit agencies, has been successful in addressing the areas of affordable housing needs.

Actions taken to develop institutional structure. 91.220(k); 91.320(j)

The institutional structure, through which the Consolidated Plan will be implemented, includes various agencies of County government, participating cities, nonprofit organizations, and private industry. Housing & Community Development & Homeless Prevention has oversight responsibility for the Consolidated Plan/Annual Plan processes. Housing & Community Development & Homeless Prevention is a component of OC Community Resources, which consists of OC Animal Care, Housing & Community Development & Homeless Prevention, OC Community Services, OC Parks, and OC Public Libraries, which are part of the County of Orange.

In addition, the County has developed a comprehensive, coordinated, and regional Continuum of Care (CoC) strategy that includes the participation of all thirty-four cities in the County, County Agencies, the County's homeless housing and service providers, and other community groups (including non-profits, local governmental agencies, faith-based organizations, the homeless and formerly homeless, interested business leaders, schools, and many other stakeholders) to identify the gaps and unmet needs of the County's homeless.

Orange County's CoC planning process is continually sustained with regular community wide efforts. Throughout the year the Commission to End Homelessness, and other interested parties, continue the process of identifying gaps and priority needs, and examining new strategies to strengthen the current system of care. This planning process includes identification of the greatest needs facing the homeless of Orange County and assessing the funding priorities to address these needs.

Since 1996, this public/private planning process has resulted in the allocation of over \$250 million in federal homeless assistance funds for Orange County. HUD CoC funds are leveraged with federal, state, and local resources allocated to Orange County's CoC System. Although Orange County's CoC System has dramatically improved since 1996, there are still huge gaps at all levels of the system. While the dollar amount that the County received is a notable amount, it does not provide enough to service all those that are in need.

Actions taken to enhance coordination between public and private housing and social service agencies. 91.220(k); 91.320(j)

Housing & Community Development & Homeless Prevention is responsible for the administration and compliance of programs and grant management. Housing & Community Development & Homeless Prevention performs audits, compliance, and legal notification procedures required by HUD for both the Housing and Neighborhood Preservation and Housing Assistance functions. Because Housing & Community Development & Homeless Prevention must make recommendations on compliance matters, it is separate from direct control of either of the other functions identified below. It also conducts the Annual Application Review process that is the competitive evaluation process by which Federal funding is allocated to special projects.

The Housing and Community Development/Homeless Prevention Division oversees housing community development and homeless activities, such as public infrastructure, housing rehabilitation, community development, preservation and improvement activities, affordable rental housing, homeless prevention and homeownership activities, support of CoC activities through the administration of subrecipient contracts and loans funded through the CDBG, HOME, ESG, and Supportive Housing Grants programs.

The cities of Brea, Cypress, Dana Point, Laguna Beach, Laguna Hills, Laguna Woods, La Palma, Los Alamitos, Seal Beach, Stanton, Villa Park participate in the County program and are responsible for delivering specific programs and activities in their communities. The cities of Aliso Viejo, Placentia and Yorba Linda are participating as Metro cities and are responsible for delivering specific programs and

activities in their communities.

Nonprofit organizations play a vital role in implementing the Annual Action Plan. Nonprofit organizations form a network of resources that address a wide variety of housing and community development needs. These organizations provide a valuable link between the population in need of assistance and the pool of resources available. These organizations are awarded entitlement funds through a competitive evaluation process. The County works with numerous nonprofit organizations annually.

Private sector participants may include lending institutions and for-profit development entities. Lending institutions may be the source of low-cost loans for affordable housing and rehabilitation projects. Developers are the primary providers of the housing stock and are encouraged to participate in low-income housing in a variety of ways, including through density bonuses and participation in the Low-Income Housing Tax Credit (LIHTC) program.

Identify actions taken to overcome the effects of any impediments identified in the jurisdictions analysis of impediments to fair housing choice. 91.520(a)

During the 2016-2017 reporting period the County of Orange Urban County Jurisdiction took the following actions (on its own or in cooperation with regional partners and the Fair Housing Council of Orange County (FHCOC)) to overcome impediments to fair housing choice identified in the regional AI:

Fair Housing Community Education – During 2016-17, the FHCOC regionally conducted or participated in 151 education and/or outreach activities. Regionally, over 4,700 people were served by these activities. Through its various regional outreach efforts FHCOC distributed over 37,250 pieces of literature on fair housing, its services and other housing-related topics. Additionally, throughout Orange County FHCOC held 8 training sessions for rental property owners/managers. FHCOC presented 2 fair housing seminars, twenty-seven general fair housing workshops.

Fair Housing Enforcement – On a regional basis, FHCOC staff received 119 allegations of housing discrimination and opened 63 cases where the allegations seemed sufficiently meritorious to warrant further investigation and/or action. Housing Dispute Evaluation & Resolution – On a regional basis, activities provided by FHCOC included assisting 1,741 unduplicated households addressing 5,145 issues, disputes and/or inquires.

Reasonable Accommodations – On a regional basis, 12 inquiries regarding reasonable accommodations and modifications were received by FHCOC that resulted in casework beyond basic counseling.

Web-based Outreach – FHCOC's website currently has an on-line housing discrimination complaint-reporting tool that generates an email to FHCOC.

Monitoring On-line Advertising – Orange County rentals listed on Craigslist were monitored by FHCOC for discriminatory content (as permitted by staffing limitations). Discriminatory advertisements were flagged and FHCOC responded to these ads in order to inform the poster of possible discriminatory content.

Monitor Home Mortgage Disclosure Act Data - Ongoing monitoring of Home Mortgage Disclosure Act (HMDA) data continues to be infeasible due to limited resources at FHCOC.

During 2016-17, FHCOC continued efforts to promote housing affordability within Orange County. These groups included the Kennedy Commission, Mental Health Association of Orange County, Aids Services Foundation, Affordable Housing Clearinghouse, Jamboree Housing Corporation, Orange County Congregations Community Organizations, and Orange County Community Housing Corporation. During the 2016-17 report period, FHCOC continued to offer fair housing training sessions that were open to all local government staff. Staff attending training could receive certification of their attendance. For the County, training was provided in August, 2016, to staff from the Orange County Housing Authority.

The FHCOC produced and provided written fair housing related materials in English, Spanish and Vietnamese to residents throughout the jurisdiction. Materials were placed in public areas of various public buildings within the jurisdiction, including libraries, community centers and city halls. FHCOC also undertook specific outreach efforts to immigrant populations in low-income neighborhoods. On a regional basis, an estimated 1,350 limited English proficiency households were served during the past 12 months, through a combination of telephonic contact and in-person education and outreach activities. Through its status as a HUD-approved housing counseling agency, FHCOC assisted individuals, including those with limited English proficiency, with various housing related problems. This included being available to assist those who had received loans with documents, all prepared in English, which had terms that were different from what they believed or were informed they were obtaining, or of which they had less than a full understanding.

CR-40 - Monitoring 91.220 and 91.230

Describe the standards and procedures used to monitor activities carried out in furtherance of the plan and used to ensure long-term compliance with requirements of the programs involved, including minority business outreach and the comprehensive planning requirements

In accordance with HUD CPD program regulations, the County continually monitors all CPD-funded sub-recipients and their activities. The County has identified two components of effective Program monitoring: internal desk monitoring and external (Sub-recipients). Internal monitoring encompasses the actions, procedures, and performance of County staff along with subrecipient invoice processing monitoring.

Monitoring activities of sub-recipients are carried out through by ensuring the CPD funded activities comply with applicable federal regulations including environmental clearance, labor compliance, procurement procedures, affirmative action, equal opportunity, and fair housing, monitors contracts and funded activities on a consistent basis for compliance, financial management systems and programmatic activity, project reporting through Grant Performance Report (GPR), on-site visits and monitoring minority business outreach and Davis Bacon and Section 3 requirements for public facilities and HOME activities.

ESG funds are monitored to ensure the funds are being used effectively to assist homeless individuals and families and that the basic ESG program goals are met, ensure compliance with ESG regulations and program requirements in the usage of funds and in carrying out program activities, ensure complete and accurate client demographics are entered in HMIS and enhance and develop the management capacity of grantees or recipients.

Monitoring visits on HOME funded Affordable Housing Projects are done in compliance with 92.504 (d) schedule. Site visits include, but are not limited to: On site visits which consist of conducting Housing Quality Standards unit inspections, exterior common area inspections, and tenant file review for compliance with tenant affordability requirements. Certificate of Continuing Program Compliance forms are required from the Developer including Income Restricted Unit reports which contain a list of tenant occupancy information and current rent schedules. Monitoring visits also are conducted to assure that the Property Management is complying with the Property's Regulatory Agreements for each project. If a property is found in violation, a written notification of findings is sent and a follow-up monitoring visit(s) is conducted, if necessary.

Citizen Participation Plan 91.105(d); 91.115(d)

Describe the efforts to provide citizens with reasonable notice and an opportunity to comment on performance reports.

The Citizen Participation Plan provides a framework and process by which the County's consolidated planning efforts comply with the citizen participation requirements published by the U.S. Department of Housing and Urban Development (HUD). The Citizen Participation Plan is prepared and implemented in accordance with the guidance provided in HUD Regulations 24CFR Part 91.105.

The requirements for citizen participation do not restrict the responsibility or authority of the County of Orange from the development or execution of its Consolidated Plan. The County of Orange is entitled to receive annual grant funding from the Community Development Block Grant (CDBG), Home Investment Partnership (HOME), and the Emergency Shelter Grant (ESG) programs. It is the policy of Orange County to ensure adequate citizen involvement, with particular emphasis on participation by low- and moderate-income persons, in the planning, implementation, and evaluation of its housing and community development programs. This plan covers the Urban County of Orange comprised of Participating cities with populations under 50,000 (participating cities), cities with a population over 50,000 that elect to participate in the urban county (metropolitan city) and the unincorporated areas of Orange County. The County of Orange is the lead agency in developing the Citizen Participation Plan.

It is the policy of the County to follow its Citizen Participation Plan and to encourage and facilitate a participation (residents, service providers, government agencies, and others) in the development of all Community Planning and Development (CPD) required consolidated planning documents including the Five-Year Consolidated Plan, Annual Action Plans, Substantial Amendments, and the Consolidated Annual Performance and Evaluation Report (CAPER).

The primary purpose of the participation will be in needs identification, priority setting, funding allocations, and program recommendations related to the consolidated planning process. The County shall provide for and encourage citizen participation with particular emphasis on low- and moderate-income persons; persons residing in predominantly low -and moderate-income neighborhoods or slum and blighted areas; and persons residing in areas where the use of CDBG funds is being proposed.

Prior to the CAPER submission, the County published a public notice in English, Vietnamese and Spanish in a newspaper of general distribution advising residents of the availability of the CAPER for public review and comment. The CAPER is available upon request at Housing & Community Development & Homeless Prevention office and available on the Orange County Library's website at www.ocpl.org and on the Housing & Community Development & Homeless Prevention' website at www.occommunityservices.org for the required 15 days beginning September 1, 2017 prior to submission to HUD. Interested persons could submit written, oral, or electronically sent comments until

September 19, 2017. All residents are given reasonable access to information and records regarding the CAPER. Copies of the final CAPER are available upon request, made in person or by mail. The CAPER is also available in printable format on the Housing & Community Development & Homeless Prevention' website.

The County did not received any comments on FY 2016-2017 CAPER during the 15 day comment period.

CR-45 - CDBG 91.520(c)

Specify the nature of, and reasons for, any changes in the jurisdiction's program objectives and indications of how the jurisdiction would change its programs as a result of its experiences.

The County strongly supports and encourages community-wide participation, input, cooperation, and feedback from all residents of the County in the administration of its CPD-funded programs. The County continues its commitment to meeting priority goals outlined in the FY2015-2019 Five Year Consolidated Plan. The County's Citizen Participation Plan allows for minor and technical amendments. Substantial amendments require approval by the County Board of Supervisors through a public notice and public hearing.

No substantial amendments occurred during the FY2016-17. Only the following minor actions were taken:

Funding Changes

IDIS # 2155 City of Placentia \$55,000 HR SFR - \$25,350 funds from FY2015-16 applied 46% increase.

IDIS # 2157 City of Placentia PF&I Pedestian Accessibility \$55,000 - \$19,786 FY2016-17 applied from cancelled Façade project 36% increase.

IDIS # 2158 City of Placentia Neighborhhod restroom Improvements \$128,787 - \$40,214 applied from cancelled Façade project 32% increase.

IDIS # 2163 City of Yorba Linda HR SFR \$50,000 - \$9,215 applied from FY2015-16 reallocated funds 19% increase.

IDIS # 2161 City of Yorba Linda HR Multi Evergreen decrease in funding \$1,964 4% decrease.

IDIS # 2164 City of Yorba Linda PF&I ADA Hurless Park \$28,036 - \$1,964 applied from IDIS # 2161 project 7% increase.

Extended Contracts

IDIS #21351–City of Brea SFR, 10% completed 5 more underway.

IDIS #2136–City of Brea Senior Center, bid package for project is underway.

IDIS #2137–City of Cypress HR, 67% completed and 2 applications currently being processed for eligibility.

IDIS #2138—City of La Palma ADA Curb Ramps, Pre-Construction meeting is being scheduled.

IDIS #2142-City of Los Alamitos ADA Ramps and Sidewalk Lifts project bid package for project is underway.

IDIS #2144-City of Stanton Community Center Accessibility Project, bid package for project is underway.

Extended Metro City Contracts

IDIS #2161-Extended contract for City of Yorba Linda HR Muti Unit HR, parts have been ordered.

Cancelled City Contracts

No IDIS # City of Cypress Walker Street Storm Drain Improvements \$350,000 due lack of City resources, funds used for the Year Round Shelter PF&I IDIS# 2167.

Cancelled Metro City Contracts

IDIS #2156-Cancel contract for City of Placentia Façade \$60,000 due to lack of staffing, transferred \$40,214 to FY2016-17 IDIS #2158 PF&I ADA facility improvements and \$19,786 to FY2016-17 IDIS #2157 PF&I Pedestian Accessibility

Does this Jurisdiction have any open Brownfields Economic Development Initiative (BEDI) grants?

No

[BEDI grantees] Describe accomplishments and program outcomes during the last year.

CR-50 - HOME 91.520(d)

Include the results of on-site inspections of affordable rental housing assisted under the program to determine compliance with housing codes and other applicable regulations

Please list those projects that should have been inspected on-site this program year based upon the schedule in §92.504(d). Indicate which of these were inspected and a summary of issues that were detected during the inspection. For those that were not inspected, please indicate the reason and how you will remedy the situation.

List of HOME funded Housing Developments that received On-site Visits:

Avenida Villas Apartments, Buena Vista Apartments, Camden Place Senior Apartments, Cornerstone Apartments, Cornerstone Apartments Heritage Villas Senior Apartments, Sterling Court Senior Apartments and Stonegate I and II; A sampling of units and tenant files were reviewed and they all passed the monitoring review. Under HUD HOME rule 24 CFR92.252 (i), Tenants who no longer qualify as low-income families may continue to occupy HOME-assisted units, provided they pay as rent the lesser amount payable under State or local law or 30% of the family's adjusted income.

Avenida Villas – Three (3) tenant files and unit inspection/ reviews were conducted all units passed the monitoring review. Exterior maintenance items were identified such as cleaning corridor walkways and parking stall areas from floor stains and oil car stains. A 30 day notice was issued for correction.

Buena Vista- Four (4) tenant files and unit inspection/ reviews were conducted and 3 out of 4 units passed the inspection and file review. One unit had pest control issues and a treatment request was sent to the Property Management, requesting proof of infestation clearance.

Camden Place- Three (3) tenant files and unit inspection/ reviews were conducted and all units passed the HQS inspection and file review. Exterior common areas were also reviewed and everything was found to be in good working order. Property is well maintained.

Cornerstone- Four (4) tenant files and unit inspection/ reviews were conducted and all 4 units passed the HQS inspection. At file review, two units were over income, upon review of the Reg. Agreement, tenant are permitted to remain in the unit at the maximum allowable limit per income and family size.

Heritage Villas- Three (3) tenant files and unit inspection reviews were conducted and all 3 units passed the HQS inspection and file review for two units. One file needed an updated recertification. A summary letter was sent out and the item was corrected within 30 days.

Sterling Court Senior Apartments – Three (3) tenant files and unit inspection/ reviews were conducted, and all units and files passed the monitoring review.

Stonegate I- Four (4) tenant files and unit inspection/ reviews were conducted, and all units and files

passed the monitoring review.

Stonegate II- Four (4) tenant files and unit inspection/ reviews were conducted, and all units and files passed the monitoring review.

**Provide an assessment of the jurisdiction's affirmative marketing actions for HOME units.
92.351(b)**

As discussed in the 2015-19 ConPlan, obstacles to meeting the under-served needs of households within the low and moderate-income levels are generally based on available financial resources, construction costs, and citizen support of the concept of affordable housing. The County has taken affirmative measures to improve on the availability and use of resources by allocating funds to a variety of activities and organizations.

Another component of the Department's marketing strategy is the function of its Community Development Section. One of their responsibilities is to focus on community relations and to utilize the long-term relationships this department has established within the unincorporated project areas to introduce and implement federal regulations and guidelines associated with our funding programs, including the preparation of the mandated Citizen Participation Plan.

The County continues to inform the public at-large of the Program's many opportunities through its policy of marketing and advertising through the use of County Notices and Public Notices published in local newspapers, including Spanish and Vietnamese publications.

Enhancing Coordination - The County continues to expand its relationships with a variety of groups and agencies in order to better meet the needs of the community. Beyond maintaining its current role in funding and coordinating with local cities, non-profits, developers, lenders, and property owners, the County has taken the initiative to develop more opportunities for these entities to collaborate to discuss issues and work in partnership on possible actions and/or solutions.

Housing & Community Development & Homeless Prevention updated their list of affordable rental housing available throughout the County. The list is available on the County's web site and in a format available for everyone's use.

**Refer to IDIS reports to describe the amount and use of program income for projects,
including the number of projects and owner and tenant characteristics**

No program income was expended on HOME projects in FY 2016-17.

**Describe other actions taken to foster and maintain affordable housing. 91.220(k) (STATES
ONLY: Including the coordination of LIHTC with the development of affordable housing).
91.320(j)**

The County opened the 2016 Permanent Supportive Housing Notice of Funding Availability (NOFA) with up to \$8 million in Orange County Housing Successor Agency funds and HOME funds and 100 Housing Choice Project Based Vouchers to promote the acquisition, new construction, and acquisition/rehabilitation of Permanent Supportive Housing, affordable for Orange County's extremely low-income households who are homeless.

The County administers Mental Health Services Act funds which provides operating subsidies and funding for the development of permanent supportive housing to serve persons with serious mental illness who are homeless, at risk of homelessness, and who otherwise meet the MHSA Housing Program target population description.

Q5. HMIS DQ & Participation**5a. HMIS or Comparable****Database Data Quality** Q5a

Data Element	Client Doesn't Know or Client Refused	Data not collected
First name	0	0
Last name	0	0
SSN	173	0
Date of Birth	2	0
Race	27	0
Ethnicity	10	0
Gender	0	0
Veteran Status	6	0
Disabling condition	16	0
Living situation (Head of Household and Adults)	7	0
Relationship to Head of Household	0	0
Destination	0	0
Client location for project entry	0	0

Q6. Persons Served

6a. Report Validations**Table** Q6a

a. Total number of persons served	1226
b. Number of adults (age 18 or over)	1218
c. Number of children (under age 18)	6
d. Number of persons with unknown age	2
e. Total number of leavers	1220
f. Number of adult leavers	1212
g. Total number of stayers	6
h. Number of adult stayers	6
i. Number of veterans	104
j. Number of chronically homeless persons	210
k. Number of adult heads of household	1184
l. Number of child heads of household	0
m. Number of unaccompanied youth under age 25	88
n. Number of parenting youth under age 25 with children	0

6b. Number of Persons**Served** Q6b

	Total	a. Without children	b. With children and adults	c. With only children	d. Unknown household type
a. Adults	1218	1213	5	0	0
b. Children	6	0	6	0	0
c. Don't know / refused	2	0	0	0	2
d. Information missing	0	0	0	0	0
e. Total	1226	1213	11	0	2

Q7a. Households Served

**7a. Number of
Households Served** Q7a

	Total	a. Without children	b. With children and adults	c. With only children	d. Unknown household type
Total Households	1190	1185	3	0	2

**7b. Point-in-Time Count
of Households on the
Last Wednesday** Q7b

	Total	a. Without children	b. With children and adults	c. With only children	d. Unknown household type
January	218	217	1	0	0
April	6	5	1	0	0
July	1	1	0	0	0
October	12	11	1	0	0

Q9. Contacts and Engagements
**9a. Number of Persons
Contacted** Q9a

	Total	a. First contact was at a place not meant for human habitation	b. First contact was at a non-residential service setting	c. First contact was at a residential service setting	d. First contact place was missing
a1. Contacted once?	0	0	0	0	0
a2. Contacted 2-5 times?	0	0	0	0	0
a3. Contacted 6-9 times?	0	0	0	0	0
a4. Contacted 10 or more times?	0	0	0	0	0
az. Total persons contacted	0	0	0	0	0

**9b. Number of Persons
Engaged** Q9b

	Total	a. First contact was at a place not meant for human habitation	b. First contact was at a non-residential service setting	c. First contact was at a residential service setting	d. First contact place was missing
b1. Engaged after 1 contact?	0	0	0	0	0
b2. Engaged after 2-5 contacts?	0	0	0	0	0
b3. Engaged after 6-9 contacts?	0	0	0	0	0
b4. Engaged after 10 or more contacts?	0	0	0	0	0
bz. Total persons engaged	0	0	0	0	0
c. Rate of engagement (%)	N/A	N/A	N/A	N/A	N/A

Q10. Gender**10a. Gender of Adults** Q10a

	Total	a. Without children	b. With children and adults	c. Unknown household type
a. Male	792	790	2	0
b. Female	426	423	3	0
c. Transgender male to female	0	0	0	0
d. Transgender female to male	0	0	0	0
e. Doesn't identify as male, female, or transgender	0	0	0	0
f. Don't know / refused	0	0	0	0
g. Information missing	0	0	0	0
h. Subtotal	1218	1213	5	0

10b. Gender of Children Q10b

	Total	a. With children and adults	b. With only children	c. Unknown household type
a. Male	2	2	0	0
b. Female	4	4	0	0
c. Transgender male to female	0	0	0	0
d. Transgender female to male	0	0	0	0
e. Doesn't identify as male, female, or transgender	0	0	0	0
f. Don't know / refused	0	0	0	0
g. Information missing	0	0	0	0
h. Subtotal	6	6	0	0

10c. Gender of Persons

Missing Age Information Q10c

	Total	a. Without children	b. With children and adults	c. With only children	d. Unknown household type
a. Male	1	0	0	0	1
b. Female	1	0	0	0	1
c. Transgender male to female	0	0	0	0	0
d. Transgender female to male	0	0	0	0	0
e. Doesn't identify as male, female, or transgender	0	0	0	0	0
f. Don't know / refused	0	0	0	0	0
g. Information missing	0	0	0	0	0
h. Subtotal	2	0	0	0	2

10d. Gender by Age

Ranges Q10d

Combined Report

	Total	a. Under age 18	b. Age 18-24	c. Age 25-61	d. Age 62 and over	e. Client Doesn't Know/Client Refused	f. Data not collected
a. Male	795	2	69	644	79	1	0
b. Female	431	4	27	343	56	1	0
c. Transgender male to female	0	0	0	0	0	0	0
d. Transgender female to male	0	0	0	0	0	0	0
e. Doesn't identify as male, female, or transgender	0	0	0	0	0	0	0
f. Don't know / refused	0	0	0	0	0	0	0
g. Information missing	0	0	0	0	0	0	0
h. Total	1226	6	96	987	135	2	0

Q11. Age Q11

	Total	a. Without children	b. With children and adults	c. With only children	d. Unknown household type
a. Under 5	5	0	5	0	0
b. 5 - 12	1	0	1	0	0
c. 13 - 17	0	0	0	0	0
d. 18 - 24	96	96	0	0	0
e. 25 - 34	205	204	1	0	0
f. 35 - 44	232	229	3	0	0
g. 45 - 54	330	330	0	0	0
h. 55 - 61	220	219	1	0	0
i. 62+	135	135	0	0	0
j. Don't know / refused	2	0	0	0	2
k. Information missing	0	0	0	0	0
l. Total	1226	1213	11	0	2

Q12. Race & Ethnicity

12a. Race

Q12a

	Total	a. Without children	b. With children and adults	c. With only children	d. Unknown household type
a. White	629	628	0	0	1
b. Black or African-American	174	166	8	0	0
c. Asian	55	52	3	0	0
d. American Indian or Alaska Native	281	281	0	0	0
e. Native Hawaiian or Other Pacific Islander	15	15	0	0	0
f. Multiple races	45	45	0	0	0
g. Don't know / refused	27	26	0	0	1
h. Information missing	0	0	0	0	0
i. Total	1226	1213	11	0	2

12b. Ethnicity

Q12b

	Total	a. Without children	b. With children and adults	c. With only children	d. Unknown household type
a. Non-Hispanic/non-Latino	861	849	11	0	1
b. Hispanic/Latino	355	355	0	0	0
c. Don't know / refused	10	9	0	0	1
d. Information missing	0	0	0	0	0
e. Total	1226	1213	11	0	2

Q13. Physical and Mental Health Conditions

**13a1. Physical and
Mental Health**
Conditions at Entry

Q13a1

	Total persons	a. Without children	b. With children and adults	c. With only children	d. Unknown household type
a. Mental illness	421	419	1	0	1
b. Alcohol abuse	66	66	0	0	0
c. Drug abuse	81	81	0	0	0
d. Both alcohol and drug abuse	43	43	0	0	0
e. Chronic health condition	393	389	4	0	0
f. HIV/AIDS and related diseases	14	14	0	0	0
g. Developmental disability	197	197	0	0	0
h. Physical disability	351	349	2	0	0

**13b1. Physical and
Mental Health**
Conditions of Leavers

Q13b1

	Total persons	a. Without children	b. With children and adults	c. With only children	d. Unknown household type
a. Mental illness	0	0	0	0	0
b. Alcohol abuse	0	0	0	0	0
c. Drug abuse	0	0	0	0	0
d. Both alcohol and drug abuse	0	0	0	0	0
e. Chronic health condition	3	2	1	0	0
f. HIV/AIDS and related diseases	0	0	0	0	0
g. Developmental disability	0	0	0	0	0
h. Physical disability	2	1	1	0	0

**13c1. Physical and
Mental Health**
Conditions of Stayers

Q13c1

Combined Report

	Total persons	a. Without children	b. With children and adults	c. With only children	d. Unknown household type
a. Mental illness	5	5	0	0	0
b. Alcohol abuse	0	0	0	0	0
c. Drug abuse	0	0	0	0	0
d. Both alcohol and drug abuse	0	0	0	0	0
e. Chronic health condition	4	4	0	0	0
f. HIV/AIDS and related diseases	0	0	0	0	0
g. Developmental disability	0	0	0	0	0
h. Physical disability	3	3	0	0	0

Q14. Domestic Violence

14a. Persons with Domestic Violence History

Q14a

	Total	a. Without children	b. With children and adults	c. With only children	d. Unknown household type
a. Yes	229	227	1	0	1
b. No	975	970	4	0	1
c. Don't know / refused	16	16	0	0	0
d. Information missing	0	0	0	0	0
e. Total	1220	1213	5	0	2

14b. Persons Fleeing Domestic Violence

Q14b

	Total	a. Without children	b. With children and adults	c. With only children	d. Unknown household type
a. Yes	29	28	1	0	0
b. No	185	184	0	0	1
c. Don't know / refused	12	12	0	0	0
d. Information missing	0	0	0	0	0
e. Total	226	224	1	0	1

Q15. Living Situation

Q15

Combined Report

	Total	a. Without children	b. With children and adults	c. With only children	d. Unknown household type
a. Homeless situations					
a1. Emergency shelter	340	337	2	0	1
a2. Transitional housing for homeless persons	4	4	0	0	0
a3. Place not meant for human habitation	822	821	0	0	1
a4. Safe haven	1	1	0	0	0
a5. Interim housing	0	0	0	0	0
az. Total	1167	1163	2	0	2
b. Institutional settings					
b1. Psychiatric facility	0	0	0	0	0
b2. Substance abuse or detox center	1	1	0	0	0
b3. Hospital (non-psychiatric)	10	10	0	0	0
b4. Jail, prison or juvenile detention	1	1	0	0	0
b5. Foster care home or foster care group home	0	0	0	0	0
b6. Long-term care facility or nursing home	0	0	0	0	0
b7. Residential project or halfway house with no homeless criteria	0	0	0	0	0
bz. Total	12	12	0	0	0

Combined Report

c. Other locations					
c01. PH for homeless persons	0	0	0	0	0
c02. Owned by client, no subsidy	0	0	0	0	0
c03. Owned by client, with subsidy	0	0	0	0	0
c04. Rental by client, no subsidy	2	2	0	0	0
c05. Rental by client, with VASH subsidy	2	0	2	0	0
c06. Rental by client, with GPD TIP subsidy	0	0	0	0	0
c07. Rental by client, with other subsidy	0	0	0	0	0
c08. Hotel or motel paid by client	15	14	1	0	0
c09. Staying or living with friend(s)	9	9	0	0	0
c10. Staying or living with family	6	6	0	0	0
c11. Don't know / refused	0	7	0	0	0
c12. Information missing	0	0	0	0	0
cz. Total	41	38	3	0	0
d. Total	1220	1213	5	0	2

Q20. Non-Cash Benefits

20a. Type of Non-Cash

Benefit Sources

Q20a

	At entry	At Latest Annual Assessment for Stayers	At Exit for Leavers
a. Supplemental Nutritional Assistance Program	539	0	535
b. WIC	0	0	1
c. TANF Child Care services	1	0	1
d. TANF transportation services	1	0	1
e. Other TANF-funded services	1	0	1
f. Other source	12	0	20

Q21. Health Insurance Q21

	At entry	At Latest Annual Assessment for Stayers	At Exit for Leavers
a. MEDICAID health insurance	771	0	778
b. MEDICARE health insurance	157	0	157
c. State Children's Health Insurance	0	0	0
d. VA Medical Services	23	0	25
e. Employer-provided health insurance	4	0	5
f. Health insurance through COBRA	1	0	1
g. Private pay health insurance	32	0	33
h. State Health Insurance for Adults	1	0	1
i. Indian Health Services Program	1	0	0
j. Other	23	0	23
k. No health insurance	411	0	397
l. Client doesn't know/Client refused	9	0	11
m. Data not collected	3	0	1
n. Number of adult stayers not yet required to have an annual assessment	0	6	0
o. 1 source of health insurance	785	0	790
p. More than 1 source of health insurance	101	0	104

Q22. Length of Participation**Q22a2. Length of
Participation—ESG
projects**

Q22a2

	Total	Leavers	Stayers
a. 0 to 7 days	673	673	0
b. 8 to 14 days	137	137	0
c. 15 to 21 days	91	90	1
d. 22 to 30 days	70	69	1
e. 31 to 60 days	124	124	0
f. 61 to 90 days	63	63	0
g. 91 to 180 days	52	52	0
h. 181 to 365 days	8	4	4
i. 366 to 730 days (1-2 yrs.)	0	0	0
j. 731 to 1095 days (2-3 yrs.)	0	0	0
k. 1096 to 1460 days (3-4 yrs.)	0	0	0
l. 1461 to 1825 days (4-5 yrs.)	0	0	0
m. More than 1825 days (>5 yrs.)	0	0	0
n. Information missing	8	8	0
o. Total	1226	1220	6

**Q22c. RRH Length of
Time between Project
Entry Date and
Residential Move-in
Date**

Q22c

	Total	a. Without children	b. With children and adults	c. With only children	d. Unknown household type
a. 0-7 days	5	5	0	0	0
b. 8-14 days	1	1	0	0	0
c. 15-21 days	0	0	0	0	0
d. 22 to 30 days	1	1	0	0	0
e. 31 to 60 days	0	0	0	0	0
f. 61 to 180 days	0	0	0	0	0
g. 181 to 365 days	0	0	0	0	0
h. 366 to 730 days (1-2 yrs.)	0	0	0	0	0
i. Data Not Collected	11	8	3	0	0
j. Total	18	5	3	0	0

**Q22d. Length of
Participation by
Household type**

Q22d

	Total	a. Without children	b. With children and adults	c. With only children	d. Unknown household type
a. 0 to 7 days	673	671	0	0	2
b. 8 to 14 days	137	137	0	0	0
c. 15 to 21 days	91	91	0	0	0
d. 22 to 30 days	70	70	0	0	0
e. 31 to 60 days	124	124	0	0	0
f. 61 to 90 days	63	63	0	0	0
g. 91 to 180 days	52	52	0	0	0
h. 181 to 365 days	8	5	3	0	0
i. 366 to 730 days (1-2 yrs.)	0	0	0	0	0
j. 731 to 1095 days (2-3 yrs.)	0	0	0	0	0
k. 1096 to 1460 days (3-4 yrs.)	0	0	0	0	0
l. 1461 to 1825 days (4-5 yrs.)	0	0	0	0	0
m. More than 1825 days (>5 yrs.)	0	0	0	0	0
n. Information missing	8	0	8	0	0
o. Total	1226	1213	11	0	2

**Q23. Exit Destination –
More than 90 Days**

Q23

	Total	a. Without children	b. With children and adults	c. With only children	d. Unknown household type
a. Permanent destinations					
a01. Moved from one HOPWA funded project to HOPWA PH	0	0	0	0	0
a02. Owned by client, no ongoing subsidy	0	0	0	0	0
a03. Owned by client, with ongoing subsidy	0	0	0	0	0
a04. Rental by client, no ongoing subsidy	7	4	3	0	0
a05. Rental by client, VASH subsidy	0	0	0	0	0
a06. Rental by client, with GPD TIP housing subsidy	0	0	0	0	0
a07. Rental by client, other ongoing subsidy	0	0	0	0	0
a08. Permanent housing for homeless persons	0	0	0	0	0
a09. Staying or living with family, permanent tenure	0	0	0	0	0
a10. Staying or living with friends, permanent tenure	0	0	0	0	0

Combined Report

az. Total	7	4	3	0	0
b. Temporary destinations					
b1. Emergency shelter	0	0	0	0	0
b2. Moved from one HOPWA funded project to HOPWA TH	0	0	0	0	0
b3. Transitional housing for homeless persons	0	0	0	0	0
b4. Staying with family, temporary tenure	0	0	0	0	0
b5. Staying with friends, temporary tenure	0	0	0	0	0
b6. Place not meant for human habitation	0	0	0	0	0
b7. Safe Haven	0	0	0	0	0
b8. Hotel or motel paid by client	0	0	0	0	0
bz. Total	0	0	0	0	0
c. Institutional settings					
c1. Foster care home or group foster care home	0	0	0	0	0
c2. Psychiatric hospital or other psychiatric facility	0	0	0	0	0
c3. Substance abuse treatment facility or detox center	0	0	0	0	0
c4. Hospital or other residential non-psychiatric medical facility	0	0	0	0	0
c5. Jail, prison or juvenile detention facility	0	0	0	0	0
c6. Long term care facility or nursing home	0	0	0	0	0

Combined Report

cz. Total	0	0	0	0	0
d. Other destinations					
d1. Residential project or halfway house with no homeless criteria	0	0	0	0	0
d2. Deceased	0	0	0	0	0
d3. Other	49	49	0	0	0
d4. Don't know / refused	0	0	0	0	0
d5. Information missing	0	0	0	0	0
dz. Total	49	49	0	0	0
e. Total	56	53	3	0	0

Q23a. Exit**Destination—All
persons**

Q23a

	Total	a. Without children	b. With children and adults	c. With only children	d. Unknown household type
a. Permanent destinations					
a01. Moved from one HOPWA funded project to HOPWA PH	0	0	0	0	0
a02. Owned by client, no ongoing subsidy	0	0	0	0	0
a03. Owned by client, with ongoing subsidy	0	0	0	0	0
a04. Rental by client, no ongoing subsidy	9	6	3	0	0
a05. Rental by client, VASH subsidy	0	0	0	0	0
a06. Rental by client, with GPD TIP housing subsidy	0	0	0	0	0
a07. Rental by client, other ongoing subsidy	2	2	0	0	0
a08. Permanent housing for homeless persons	0	0	0	0	0
a09. Staying or living with family, permanent tenure	0	0	0	0	0
a10. Staying or living with friends, permanent tenure	0	0	0	0	0

Combined Report

az. Total	11	8	3	0	0
b. Temporary destinations					
b1. Emergency shelter	0	0	0	0	0
b2. Moved from one HOPWA funded project to HOPWA TH	0	0	0	0	0
b3. Transitional housing for homeless persons	0	0	0	0	0
b4. Staying with family, temporary tenure	0	0	0	0	0
b5. Staying with friends, temporary tenure	0	0	0	0	0
b6. Place not meant for human habitation	0	0	0	0	0
b7. Safe Haven	0	0	0	0	0
b8. Hotel or motel paid by client	0	0	0	0	0
bz. Total	0	0	0	0	0
c. Institutional settings					
c1. Foster care home or group foster care home	0	0	0	0	0
c2. Psychiatric hospital or other psychiatric facility	0	0	0	0	0
c3. Substance abuse treatment facility or detox center	0	0	0	0	0
c4. Hospital or other residential non-psychiatric medical facility	0	0	0	0	0
c5. Jail, prison or juvenile detention facility	0	0	0	0	0
c6. Long term care facility or nursing home	0	0	0	0	0

Combined Report

cz. Total	0	0	0	0	0
d. Other destinations					
d1. Residential project or halfway house with no homeless criteria	0	0	0	0	0
d2. Deceased	0	0	0	0	0
d3. Other	1209	1199	8	0	2
d4. Don't know / refused	0	0	0	0	0
d5. Information missing	0	0	0	0	0
dz. Total	1209	1199	8	0	2
e. Total	1220	1207	11	0	2

**Q23b. Homeless
Prevention Housing
Assessment at Exit**

Q23b

	Total	a. Without children	b. With children and adults	c. With only children	d. Unknown household type
a. Able to maintain the housing they had at project entry--Without a subsidy	0	0	0	0	0
b. Able to maintain the housing they had at project entry--With the subsidy they had at project entry	0	0	0	0	0
c. Able to maintain the housing they had at project entry--With an on-going subsidy acquired since project entry	0	0	0	0	0
d. Able to maintain the housing they had at project entry--Only with financial assistance other than a subsidy	0	0	0	0	0
e. Moved to new housing unit--With on-going subsidy	0	0	0	0	0
f. Moved to new housing unit--Without an on-going subsidy	0	0	0	0	0
g. Moved in with family/friends on a temporary basis	0	0	0	0	0
h. Moved in with family/friends on a permanent basis	0	0	0	0	0
i. Moved to a transitional or temporary housing facility or program	0	0	0	0	0
j. Client became homeless-moving to a shelter or other place unfit for human habitation	0	0	0	0	0

Combined Report

k. Client went to jail/prison	0	0	0	0	0
l. Client died	0	0	0	0	0
m. Client doesn't know/Client refused	0	0	0	0	0
n. Data not collected (no exit interview completed)	0	0	0	0	0
o. Total	0	0	0	0	0

**Q24. Exit Destination –
90 Days or Less**

Q24

	Total	a. Without children	b. With children and adults	c. With only children	d. Unknown household type
a. Permanent destinations					
a01. Moved from one HOPWA funded project to HOPWA PH	0	0	0	0	0
a02. Owned by client, no ongoing subsidy	0	0	0	0	0
a03. Owned by client, with ongoing subsidy	0	0	0	0	0
a04. Rental by client, no ongoing subsidy	2	2	0	0	0
a05. Rental by client, VASH subsidy	0	0	0	0	0
a06. Rental by client, with GPD TIP housing subsidy	0	0	0	0	0
a07. Rental by client, other ongoing subsidy	2	2	0	0	0
a08. Permanent housing for homeless persons	0	0	0	0	0
a09. Staying or living with family, permanent tenure	0	0	0	0	0
a10. Staying or living with friends, permanent tenure	0	0	0	0	0

Combined Report

az. Total	4	4	0	0	0
b. Temporary destinations					
b1. Emergency shelter	0	0	0	0	0
b2. Moved from one HOPWA funded project to HOPWA TH	0	0	0	0	0
b3. Transitional housing for homeless persons	0	0	0	0	0
b4. Staying with family, temporary tenure	0	0	0	0	0
b5. Staying with friends, temporary tenure	0	0	0	0	0
b6. Place not meant for human habitation	0	0	0	0	0
b7. Safe Haven	0	0	0	0	0
b8. Hotel or motel paid by client	0	0	0	0	0
bz. Total	0	0	0	0	0
c. Institutional settings					
c1. Foster care home or group foster care home	0	0	0	0	0
c2. Psychiatric hospital or other psychiatric facility	0	0	0	0	0
c3. Substance abuse treatment facility or detox center	0	0	0	0	0
c4. Hospital or other residential non-psychiatric medical facility	0	0	0	0	0
c5. Jail, prison or juvenile detention facility	0	0	0	0	0
c6. Long term care facility or nursing home	0	0	0	0	0

Combined Report

cz. Total	0	0	0	0	0
d. Other destinations					
d1. Residential project or halfway house with no homeless criteria	0	0	0	0	0
d2. Deceased	0	0	0	0	0
d3. Other	1152	1150	0	0	2
d4. Don't know / refused	0	0	0	0	0
d5. Information missing	0	0	0	0	0
dz. Total	1152	1150	0	0	2
e. Total	1156	1154	0	0	2

25a. Number of Veterans

Q25a

	Total	a. Without children	b. With children and adults	c. Unknown household type
a. Chronically homeless veteran	22	22	0	0
b. Non-chronically homeless veteran	82	82	0	0
c. Not a veteran	1108	1103	5	0
d. Client Doesn't Know/Client Refused	6	6	0	0
e. Data Not Collected	0	0	0	0
f. Total	1218	1213	5	0

Q26b. Number of Chronically Homeless Persons by Household

Q26b

	Total	a. Without children	b. With children and adults	c. With only children	d. Unknown household type
a. Chronically homeless	210	210	0	0	0
b. Not chronically homeless	1011	998	11	0	2
c. Client Doesn't Know/Client Refused	5	5	0	0	0
d. Data Not Collected	0	0	0	0	0

APPENDIX B

**PR 26 – CDBG Financial
Summary Report**

PART I: SUMMARY OF CDBG RESOURCES

01 UNEXPENDED CDBG FUNDS AT END OF PREVIOUS PROGRAM YEAR	3,353,668.24
02 ENTITLEMENT GRANT	3,235,107.00
03 SURPLUS URBAN RENEWAL	0.00
04 SECTION 108 GUARANTEED LOAN FUNDS	0.00
05 CURRENT YEAR PROGRAM INCOME	299,869.62
05a CURRENT YEAR SECTION 108 PROGRAM INCOME (FOR SI TYPE)	0.00
06 FUNDS RETURNED TO THE LINE-OF-CREDIT	0.00
06a FUNDS RETURNED TO THE LOCAL CDBG ACCOUNT	0.00
07 ADJUSTMENT TO COMPUTE TOTAL AVAILABLE	0.00
08 TOTAL AVAILABLE (SUM, LINES 01-07)	6,888,644.86

PART II: SUMMARY OF CDBG EXPENDITURES

09 DISBURSEMENTS OTHER THAN SECTION 108 REPAYMENTS AND PLANNING/ADMINISTRATION	2,821,321.33
10 ADJUSTMENT TO COMPUTE TOTAL AMOUNT SUBJECT TO LOW/MOD BENEFIT	0.00
11 AMOUNT SUBJECT TO LOW/MOD BENEFIT (LINE 09 + LINE 10)	2,821,321.33
12 DISBURSED IN IDIS FOR PLANNING/ADMINISTRATION	706,992.33
13 DISBURSED IN IDIS FOR SECTION 108 REPAYMENTS	0.00
14 ADJUSTMENT TO COMPUTE TOTAL EXPENDITURES	0.00
15 TOTAL EXPENDITURES (SUM, LINES 11-14)	3,528,313.66
16 UNEXPENDED BALANCE (LINE 08 - LINE 15)	3,360,331.20

PART III: LOWMOD BENEFIT THIS REPORTING PERIOD

17 EXPENDED FOR LOW/MOD HOUSING IN SPECIAL AREAS	0.00
18 EXPENDED FOR LOW/MOD MULTI-UNIT HOUSING	135,316.52
19 DISBURSED FOR OTHER LOW/MOD ACTIVITIES	2,686,004.81
20 ADJUSTMENT TO COMPUTE TOTAL LOW/MOD CREDIT	0.00
21 TOTAL LOW/MOD CREDIT (SUM, LINES 17-20)	2,821,321.33
22 PERCENT LOW/MOD CREDIT (LINE 21/LINE 11)	100.00%

LOW/MOD BENEFIT FOR MULTI-YEAR CERTIFICATIONS

23 PROGRAM YEARS(PY) COVERED IN CERTIFICATION	PY: 2014 PY: 2015 PY: 2016
24 CUMULATIVE NET EXPENDITURES SUBJECT TO LOW/MOD BENEFIT CALCULATION	7,061,493.28
25 CUMULATIVE EXPENDITURES BENEFITING LOW/MOD PERSONS	7,061,493.28
26 PERCENT BENEFIT TO LOW/MOD PERSONS (LINE 25/LINE 24)	100.00%

PART IV: PUBLIC SERVICE (PS) CAP CALCULATIONS

27 DISBURSED IN IDIS FOR PUBLIC SERVICES	482,156.79
28 PS UNLIQUIDATED OBLIGATIONS AT END OF CURRENT PROGRAM YEAR	0.00
29 PS UNLIQUIDATED OBLIGATIONS AT END OF PREVIOUS PROGRAM YEAR	0.00
30 ADJUSTMENT TO COMPUTE TOTAL PS OBLIGATIONS	0.00
31 TOTAL PS OBLIGATIONS (LINE 27 + LINE 28 - LINE 29 + LINE 30)	482,156.79
32 ENTITLEMENT GRANT	3,235,107.00
33 PRIOR YEAR PROGRAM INCOME	408,905.05
34 ADJUSTMENT TO COMPUTE TOTAL SUBJECT TO PS CAP	(3,905.35)
35 TOTAL SUBJECT TO PS CAP (SUM, LINES 32-34)	3,640,106.70
36 PERCENT FUNDS OBLIGATED FOR PS ACTIVITIES (LINE 31/LINE 35)	13.25%

PART V: PLANNING AND ADMINISTRATION (PA) CAP

37 DISBURSED IN IDIS FOR PLANNING/ADMINISTRATION	706,992.33
38 PA UNLIQUIDATED OBLIGATIONS AT END OF CURRENT PROGRAM YEAR	0.00
39 PA UNLIQUIDATED OBLIGATIONS AT END OF PREVIOUS PROGRAM YEAR	0.00
40 ADJUSTMENT TO COMPUTE TOTAL PA OBLIGATIONS	0.00
41 TOTAL PA OBLIGATIONS (LINE 37 + LINE 38 - LINE 39 +LINE 40)	706,992.33
42 ENTITLEMENT GRANT	3,235,107.00
43 CURRENT YEAR PROGRAM INCOME	299,869.62
44 ADJUSTMENT TO COMPUTE TOTAL SUBJECT TO PA CAP	0.00
45 TOTAL SUBJECT TO PA CAP (SUM, LINES 42-44)	3,534,976.62
46 PERCENT FUNDS OBLIGATED FOR PA ACTIVITIES (LINE 41/LINE 45)	20.00%

LINE 17 DETAIL: ACTIVITIES TO CONSIDER IN DETERMINING THE AMOUNT TO ENTER ON LINE 17

Report returned no data.

LINE 18 DETAIL: ACTIVITIES TO CONSIDER IN DETERMINING THE AMOUNT TO ENTER ON LINE 18

Plan Year	IDIS Project	IDIS Activity	Activity Name	Matrix Code	National Objective	Drawn Amount
2015	10	2098	City of Laguna Woods - Phase X Energy Efficiency Improvement Project	14B	LMH	\$29,303.52
2016	8	2141	City of Laguna Woods - Phase X Energy Efficiency Improvements	14B	LMH	\$106,013.00
				14B	Matrix Code	\$135,316.52
Total						\$135,316.52

LINE 19 DETAIL: ACTIVITIES INCLUDED IN THE COMPUTATION OF LINE 19

Plan Year	IDIS Project	IDIS Activity	voucher Number	Activity Name	Matrix Code	National Objective	Drawn Amount
2015	14	2092	6032247	City of Brea - Brea Senior Center	03A	LMC	\$29,036.79
2015	16	2097	5991885	City of Laguna Hills - Florence Sylvester Senior Center	03A	LMC	\$43,056.00
2016	14	2136	6009610	City of Brea - Brea Senior Center Improvements	03A	LMC	\$913.28
2016	14	2136	6028169	City of Brea - Brea Senior Center Improvements	03A	LMC	\$535.92
2016	14	2136	6049957	City of Brea - Brea Senior Center Improvements	03A	LMC	\$1,067.53
2016	14	2136	6059628	City of Brea - Brea Senior Center Improvements	03A	LMC	\$1,545.14
2016	15	2140	6009610	City of Laguna Hills - Florence Sylvester Memorial Senior	03A	LMC	\$596.25
2016	15	2140	6028169	City of Laguna Hills - Florence Sylvester Memorial Senior	03A	LMC	\$1,011.43
2016	15	2140	6049957	City of Laguna Hills - Florence Sylvester Memorial Senior	03A	LMC	\$998.49
2016	15	2140	6059628	City of Laguna Hills - Florence Sylvester Memorial Senior	03A	LMC	\$775.84
2016	15	2140	6074296	City of Laguna Hills - Florence Sylvester Memorial Senior	03A	LMC	\$60,000.00
					03A	Matrix Code	\$139,536.67
2016	10	2167	6032060	County of Orange - Year Round Emergency Shelter	03C	LMC	\$51,620.90
2016	10	2167	6032062	County of Orange - Year Round Emergency Shelter	03C	LMC	\$187,075.53
2016	10	2167	6032710	County of Orange - Year Round Emergency Shelter	03C	LMC	\$103,073.74
2016	10	2167	6032712	County of Orange - Year Round Emergency Shelter	03C	LMC	\$9,306.00
2016	10	2167	6059628	County of Orange - Year Round Emergency Shelter	03C	LMC	\$1,968.95
					03C	Matrix Code	\$353,045.12
2015	19	2106	5982332	OC Community Services - Community Center Improvements	03E	LMA	\$41,466.93
2015	19	2106	6009610	OC Community Services - Community Center Improvements	03E	LMA	\$14,315.74
2015	26	2123	6016768	City of Placentia - Neighborhood Facility Improvement Project	03E	LMA	\$140,467.00
2016	16	2144	6028169	City of Stanton - Community Center Accessibility Improvement	03E	LMA	\$583.37
2016	16	2144	6049957	City of Stanton - Community Center Accessibility Improvement	03E	LMA	\$401.14
2016	16	2144	6059628	City of Stanton - Community Center Accessibility Improvement	03E	LMA	\$1,408.48
2016	33	2148	6028169	County of Orange - Community Center Improvements	03E	LMC	\$1,162.35
2016	33	2148	6049957	County of Orange - Community Center Improvements	03E	LMC	\$1,245.38
2016	33	2148	6059628	County of Orange - Community Center Improvements	03E	LMC	\$10,370.86
2016	37	2158	6074707	City of Placentia - Neighborhood Facility Improvement	03E	LMA	\$163,875.00
2016	40	2164	6075957	City of Yorba Linda - ADA Improvements - Hurless Barton Park	03E	LMC	\$8,910.00
					03E	Matrix Code	\$384,206.25
2015	18	2099	5982426	City of Los Alamitos - Apartment Row Alley Improvements	03K	LMA	\$3,455.36
2015	18	2099	6015836	City of Los Alamitos - Apartment Row Alley Improvements	03K	LMA	\$135,000.00
2016	17	2150	6033222	City of Aliso Viejo - CDBG Curb Ramps Project	03K	LMC	\$171,570.00
2016	17	2150	6050499	City of Aliso Viejo - CDBG Curb Ramps Project	03K	LMC	\$9,030.00
					03K	Matrix Code	\$319,055.36
2015	17	2095	5982332	City of La Palma - ADA Accessible Curb Ramps	03L	LMC	\$1,727.81
2015	17	2095	6009610	City of La Palma - ADA Accessible Curb Ramps	03L	LMC	\$5,011.12
2015	17	2095	6023593	City of La Palma - ADA Accessible Curb Ramps	03L	LMC	\$180,000.00
2015	25	2121	6015831	City of Placentia - Pedestrian Accessibility and Improvements	03L	LMA	\$50,000.00
2016	11	2138	6009610	City of La Palma - La Palma ADA Accessible Curb Ramps	03L	LMC	\$267.44
2016	11	2138	6028169	City of La Palma - La Palma ADA Accessible Curb Ramps	03L	LMC	\$2,072.56
2016	11	2138	6049957	City of La Palma - La Palma ADA Accessible Curb Ramps	03L	LMC	\$2,877.92
2016	11	2138	6059628	City of La Palma - La Palma ADA Accessible Curb Ramps	03L	LMC	\$2,532.58
2016	12	2142	6009610	City of Los Alamitos - ADA Ramps (Continued) & Sidewalk Lifts	03L	LMC	\$614.88
2016	12	2142	6028169	City of Los Alamitos - ADA Ramps (Continued) & Sidewalk Lifts	03L	LMC	\$1,142.98
2016	12	2142	6049957	City of Los Alamitos - ADA Ramps (Continued) & Sidewalk Lifts	03L	LMC	\$534.86
2016	12	2142	6059628	City of Los Alamitos - ADA Ramps (Continued) & Sidewalk Lifts	03L	LMC	\$1,296.07
2016	36	2157	6074710	City of Placentia - Pedestrian Accessibility and Improvement	03L	LMC	\$74,786.00
					03L	Matrix Code	\$322,864.22
2016	1	2149	5995104	Mercy House - Armory Emergency Shelter Program	03T	LMC	\$6,874.86
2016	1	2149	5995694	Mercy House - Armory Emergency Shelter Program	03T	LMC	\$11,178.80
2016	1	2149	5995700	Mercy House - Armory Emergency Shelter Program	03T	LMC	\$18,298.27
2016	1	2149	6002113	Mercy House - Armory Emergency Shelter Program	03T	LMC	\$19,128.55
2016	1	2149	6008272	Mercy House - Armory Emergency Shelter Program	03T	LMC	\$30,271.85
2016	1	2149	6023588	Mercy House - Armory Emergency Shelter Program	03T	LMC	\$46,162.62
2016	1	2149	6026383	Mercy House - Armory Emergency Shelter Program	03T	LMC	\$13,781.18

2016	1	2149	6035011	Mercy House - Armory Emergency Shelter Program	03T	LMC	\$38,539.74
2016	1	2149	6074265	Mercy House - Armory Emergency Shelter Program	03T	LMC	\$1.13
2016	3	2139	6021001	City of Laguna Beach - Alternative Sleeping Location (ASL)	03T	LMC	\$59,779.62
2016	3	2139	6074286	City of Laguna Beach - Alternative Sleeping Location (ASL)	03T	LMC	\$58,370.38
					03T	Matrix Code	\$302,387.00
2016	4	2145	5989296	Abrazar - Midway City Community Services & Education Center	05	LMC	\$4,877.08
2016	4	2145	5989297	Abrazar - Midway City Community Services & Education Center	05	LMC	\$5,590.92
2016	4	2145	5989298	Abrazar - Midway City Community Services & Education Center	05	LMC	\$5,420.05
2016	4	2145	5989299	Abrazar - Midway City Community Services & Education Center	05	LMC	\$4,487.98
2016	4	2145	5998317	Abrazar - Midway City Community Services & Education Center	05	LMC	\$4,191.93
2016	4	2145	6003168	Abrazar - Midway City Community Services & Education Center	05	LMC	\$4,608.70
2016	4	2145	6021003	Abrazar - Midway City Community Services & Education Center	05	LMC	\$3,920.27
2016	4	2145	6023591	Abrazar - Midway City Community Services & Education Center	05	LMC	\$4,131.05
2016	4	2145	6033008	Abrazar - Midway City Community Services & Education Center	05	LMC	\$4,741.08
2016	4	2145	6047631	Abrazar - Midway City Community Services & Education Center	05	LMC	\$1,680.94
2016	5	2146	5989301	CAPOC - El Modena Family Resource Center	05	LMC	\$4,791.08
2016	5	2146	5989302	CAPOC - El Modena Family Resource Center	05	LMC	\$6,022.07
2016	5	2146	5989303	CAPOC - El Modena Family Resource Center	05	LMC	\$5,738.07
2016	5	2146	5991890	CAPOC - El Modena Family Resource Center	05	LMC	\$5,759.69
2016	5	2146	6001581	CAPOC - El Modena Family Resource Center	05	LMC	\$5,485.93
2016	5	2146	6012371	CAPOC - El Modena Family Resource Center	05	LMC	\$5,511.61
2016	5	2146	6021002	CAPOC - El Modena Family Resource Center	05	LMC	\$4,812.57
2016	5	2146	6033005	CAPOC - El Modena Family Resource Center	05	LMC	\$5,131.72
2016	5	2146	6038465	CAPOC - El Modena Family Resource Center	05	LMC	\$397.26
2016	32	2153	6074297	City of Placentia - Public Services Neighborhood Services	05	LMC	\$23,100.79
					05	Matrix Code	\$110,400.79
2016	26	2162	5998316	City of Yorba Linda - Senior Nutrition Program	05A	LMC	\$9,646.49
2016	26	2162	6015822	City of Yorba Linda - Senior Nutrition Program	05A	LMC	\$10,418.97
2016	26	2162	6036470	City of Yorba Linda - Senior Nutrition Program	05A	LMC	\$3,759.97
2016	26	2162	6074271	City of Yorba Linda - Senior Nutrition Program	05A	LMC	\$2,543.57
2016	26	2162	6074424	City of Yorba Linda - Senior Nutrition Program	05A	LMC	\$3,000.00
2016	31	2154	6074278	City of Placentia - Public Services Senior Services	05A	LMC	\$40,000.00
					05A	Matrix Code	\$69,369.00
2015	8	2091	5982332	City of Brea - Single Family Rehabilitation	14A	LMH	\$6,377.99
2015	8	2091	5988897	City of Brea - Single Family Rehabilitation	14A	LMH	\$7,215.00
2015	8	2091	6009610	City of Brea - Single Family Rehabilitation	14A	LMH	\$1,564.20
2015	8	2091	6015828	City of Brea - Single Family Rehabilitation	14A	LMH	\$146,528.00
2015	8	2091	6028169	City of Brea - Single Family Rehabilitation	14A	LMH	\$401.65
2015	9	2093	5982332	City of Cypress - Housing Rehabilitation	14A	LMH	\$1,105.64
2015	9	2093	5989308	City of Cypress - Housing Rehabilitation	14A	LMH	\$1,000.00
2015	9	2093	6001580	City of Cypress - Housing Rehabilitation	14A	LMH	\$20,000.00
2015	9	2093	6009610	City of Cypress - Housing Rehabilitation	14A	LMH	\$254.80
2015	24	2118	6017511	City of Placentia - SF Rehabilitation Grant Program	14A	LMH	\$60,000.00
2016	6	2135	6028169	City of Brea - Single Family Rehabilitation	14A	LMH	\$859.10
2016	6	2135	6049957	City of Brea - Single Family Rehabilitation	14A	LMH	\$802.29
2016	6	2135	6051378	City of Brea - Single Family Rehabilitation	14A	LMH	\$27,645.00
2016	6	2135	6059628	City of Brea - Single Family Rehabilitation	14A	LMH	\$2,074.44
2016	7	2137	6006443	City of Cypress - Housing Rehabilitation	14A	LMH	\$26,547.50
2016	7	2137	6009610	City of Cypress - Housing Rehabilitation	14A	LMH	\$2,813.54
2016	7	2137	6028169	City of Cypress - Housing Rehabilitation	14A	LMH	\$2,591.64
2016	7	2137	6033014	City of Cypress - Housing Rehabilitation	14A	LMH	\$41,701.00
2016	7	2137	6049957	City of Cypress - Housing Rehabilitation	14A	LMH	\$586.58
2016	7	2137	6059628	City of Cypress - Housing Rehabilitation	14A	LMH	\$1,771.53
2016	7	2137	6067599	City of Cypress - Housing Rehabilitation	14A	LMH	\$6,680.50
2016	7	2137	6067601	City of Cypress - Housing Rehabilitation	14A	LMH	\$19,007.00
2016	9	2143	5989304	City of Seal Beach - Leisure World Bathroom Accessibility	14A	LMH	\$21,895.00
2016	9	2143	5989305	City of Seal Beach - Leisure World Bathroom Accessibility	14A	LMH	\$9,200.00
2016	9	2143	5989307	City of Seal Beach - Leisure World Bathroom Accessibility	14A	LMH	\$21,830.00
2016	9	2143	5998006	City of Seal Beach - Leisure World Bathroom Accessibility	14A	LMH	\$15,325.00
2016	9	2143	6004550	City of Seal Beach - Leisure World Bathroom Accessibility	14A	LMH	\$23,415.00
2016	9	2143	6009610	City of Seal Beach - Leisure World Bathroom Accessibility	14A	LMH	\$3,206.05
2016	9	2143	6015834	City of Seal Beach - Leisure World Bathroom Accessibility	14A	LMH	\$4,130.00
2016	9	2143	6023592	City of Seal Beach - Leisure World Bathroom Accessibility	14A	LMH	\$6,955.00
2016	9	2143	6028169	City of Seal Beach - Leisure World Bathroom Accessibility	14A	LMH	\$2,866.04
2016	9	2143	6033224	City of Seal Beach - Leisure World Bathroom Accessibility	14A	LMH	\$12,555.00
2016	9	2143	6048996	City of Seal Beach - Leisure World Bathroom Accessibility	14A	LMH	\$14,155.00
2016	9	2143	6049957	City of Seal Beach - Leisure World Bathroom Accessibility	14A	LMH	\$1,608.36

2016	9	2143	6052888	City of Seal Beach - Leisure World Bathroom Accessibility	14A	LMH	\$13,680.00
2016	9	2143	6059628	City of Seal Beach - Leisure World Bathroom Accessibility	14A	LMH	\$3,119.55
2016	9	2143	6068721	City of Seal Beach - Leisure World Bathroom Accessibility	14A	LMH	\$36,860.00
2016	25	2163	6075955	City of Yorba Linda - Neighborhood Improvement Program	14A	LMH	\$53,363.00
2016	39	2155	6028169	City of Placentia - Single Family Rehabilitation	14A	LMH	\$664.20
2016	39	2155	6074712	City of Placentia - Single Family Rehabilitation	14A	LMH	\$62,785.80
					14A	Matrix Code	\$685,140.40
Total							\$2,686,004.81

LINE 27 DETAIL: ACTIVITIES INCLUDED IN THE COMPUTATION OF LINE 27

Plan Year	IDIS Project	IDIS Activity	voucnr Number	Activity Name	matrix Code	National Objective	Drawn Amount
2016	1	2149	5995104	Mercy House - Armory Emergency Shelter Program	03T	LMC	\$6,874.86
2016	1	2149	5995694	Mercy House - Armory Emergency Shelter Program	03T	LMC	\$11,178.80
2016	1	2149	5995700	Mercy House - Armory Emergency Shelter Program	03T	LMC	\$18,298.27
2016	1	2149	6002113	Mercy House - Armory Emergency Shelter Program	03T	LMC	\$19,128.55
2016	1	2149	6008272	Mercy House - Armory Emergency Shelter Program	03T	LMC	\$30,271.85
2016	1	2149	6023588	Mercy House - Armory Emergency Shelter Program	03T	LMC	\$46,162.62
2016	1	2149	6026383	Mercy House - Armory Emergency Shelter Program	03T	LMC	\$13,781.18
2016	1	2149	6035011	Mercy House - Armory Emergency Shelter Program	03T	LMC	\$38,539.74
2016	1	2149	6074265	Mercy House - Armory Emergency Shelter Program	03T	LMC	\$1.13
2016	3	2139	6021001	City of Laguna Beach - Alternative Sleeping Location (ASL)	03T	LMC	\$59,779.62
2016	3	2139	6074286	City of Laguna Beach - Alternative Sleeping Location (ASL)	03T	LMC	\$58,370.38
					03T	Matrix Code	\$302,387.00
2016	4	2145	5989296	Abrazar - Midway City Community Services & Education Center	05	LMC	\$4,877.08
2016	4	2145	5989297	Abrazar - Midway City Community Services & Education Center	05	LMC	\$5,590.92
2016	4	2145	5989298	Abrazar - Midway City Community Services & Education Center	05	LMC	\$5,420.05
2016	4	2145	5989299	Abrazar - Midway City Community Services & Education Center	05	LMC	\$4,487.98
2016	4	2145	5998317	Abrazar - Midway City Community Services & Education Center	05	LMC	\$4,191.93
2016	4	2145	6003168	Abrazar - Midway City Community Services & Education Center	05	LMC	\$4,608.70
2016	4	2145	6021003	Abrazar - Midway City Community Services & Education Center	05	LMC	\$3,920.27
2016	4	2145	6023591	Abrazar - Midway City Community Services & Education Center	05	LMC	\$4,131.05
2016	4	2145	6033008	Abrazar - Midway City Community Services & Education Center	05	LMC	\$4,741.08
2016	4	2145	6047631	Abrazar - Midway City Community Services & Education Center	05	LMC	\$1,680.94
2016	5	2146	5989301	CAPOC - El Modena Family Resource Center	05	LMC	\$4,791.08
2016	5	2146	5989302	CAPOC - El Modena Family Resource Center	05	LMC	\$6,022.07
2016	5	2146	5989303	CAPOC - El Modena Family Resource Center	05	LMC	\$5,738.07
2016	5	2146	5991890	CAPOC - El Modena Family Resource Center	05	LMC	\$5,759.69
2016	5	2146	6001581	CAPOC - El Modena Family Resource Center	05	LMC	\$5,485.93
2016	5	2146	6012371	CAPOC - El Modena Family Resource Center	05	LMC	\$5,511.61
2016	5	2146	6021002	CAPOC - El Modena Family Resource Center	05	LMC	\$4,812.57
2016	5	2146	6033005	CAPOC - El Modena Family Resource Center	05	LMC	\$5,131.72
2016	5	2146	6038465	CAPOC - El Modena Family Resource Center	05	LMC	\$397.26
2016	32	2153	6074297	City of Placentia - Public Services Neighborhood Services	05	LMC	\$23,100.79
					05	Matrix Code	\$110,400.79
2016	26	2162	5998316	City of Yorba Linda - Senior Nutrition Program	05A	LMC	\$9,646.49
2016	26	2162	6015822	City of Yorba Linda - Senior Nutrition Program	05A	LMC	\$10,418.97
2016	26	2162	6036470	City of Yorba Linda - Senior Nutrition Program	05A	LMC	\$3,759.97
2016	26	2162	6074271	City of Yorba Linda - Senior Nutrition Program	05A	LMC	\$2,543.57
2016	26	2162	6074424	City of Yorba Linda - Senior Nutrition Program	05A	LMC	\$3,000.00
2016	31	2154	6074278	City of Placentia - Public Services Senior Services	05A	LMC	\$40,000.00
					05A	Matrix Code	\$69,369.00
Total							\$482,156.79

LINE 37 DETAIL: ACTIVITIES INCLUDED IN THE COMPUTATION OF LINE 37

Plan Year	IDIS Project	IDIS Activity	voucnr Number	Activity Name	matrix Code	National Objective	Drawn Amount
2016	18	2152	6033220	City of Aliso Viejo - Administration	21A		\$3,560.00
2016	18	2152	6050498	City of Aliso Viejo - Administration	21A		\$19,034.40
2016	19	2160	6074272	City of Placentia - Administration	21A		\$42,066.00
2016	20	2166	6033171	City of Yorba Linda Administration	21A		\$19,579.00
2016	21	2168	5982332	County of Orange - Administration (CDBG)	21A		\$203,114.58
2016	21	2168	6009610	County of Orange - Administration (CDBG)	21A		\$198,353.74
2016	21	2168	6028169	County of Orange - Administration (CDBG)	21A		\$71,249.73
2016	21	2168	6049957	County of Orange - Administration (CDBG)	21A		\$14,250.59
2016	21	2168	6059628	County of Orange - Administration (CDBG)	21A		\$1,543.29
2016	28	2165	6009610	County of Orange - Admin. for Yorba Linda (Metro)	21A		\$1,852.04

2016	28	2165	6028169	County of Orange - Admin. for Yorba Linda (Metro)	21A	\$3,624.56
2016	28	2165	6049957	County of Orange - Admin. for Yorba Linda (Metro)	21A	\$13,467.70
2016	28	2165	6059628	County of Orange - Admin. for Yorba Linda (Metro)	21A	\$634.70
2016	29	2159	6009610	County of Orange - Admin. for Placentia (Metro)	21A	\$1,798.89
2016	29	2159	6028169	County of Orange - Admin. for Placentia (Metro)	21A	\$4,941.87
2016	29	2159	6049957	County of Orange - Admin. for Placentia (Metro)	21A	\$24,367.45
2016	29	2159	6059628	County of Orange - Admin. for Placentia (Metro)	21A	\$10,957.79
2016	30	2151	6009610	County of Orange - Admin. for Aliso Viejo (Metro)	21A	\$776.83
2016	30	2151	6028169	County of Orange - Admin. for Aliso Viejo (Metro)	21A	\$4,855.73
2016	30	2151	6049957	County of Orange - Admin. for Aliso Viejo (Metro)	21A	\$16,196.82
2016	30	2151	6059628	County of Orange - Admin. for Aliso Viejo (Metro)	21A	\$766.62
					21A	Matrix Code
						\$656,992.33
2016	23	2147	6014091	OC Fair Housing - Urban County Fair Housing Education	21D	\$15,416.06
2016	23	2147	6014092	OC Fair Housing - Urban County Fair Housing Education	21D	\$2,480.56
2016	23	2147	6015826	OC Fair Housing - Urban County Fair Housing Education	21D	\$16,866.08
2016	23	2147	6044377	OC Fair Housing - Urban County Fair Housing Education	21D	\$13,809.82
2016	23	2147	6074281	OC Fair Housing - Urban County Fair Housing Education	21D	\$1,427.48
					21D	Matrix Code
						\$50,000.00
Total						\$706,992.33

APPENDIX C

IDIS Reports

1. PR 03 – Summary of CDBG Activities
2. PR 22 – Status of HOME/TCAP Activities
3. PR 33 – HOME Match Liability Report
4. PR 91 – ESG Financial Summary

PR 03 – Summary of CDBG Activities



U.S. Department of Housing and Urban Development
Office of Community Planning and Development
Integrated Disbursement and Information System
CDBG Activity Summary Report (GPR) for Program Year 2016
ORANGE COUNTY

Date: 07-Sep-2017
Time: 11:18
Page: 1

PGM Year: 1994
Project: 0002 - CONVERTED CDBG ACTIVITIES
IDIS Activity: 2 - CDBG COMMITTED FUNDS ADJUSTMENT

Status: Open
Location: ,

Objective:
Outcome:
Matrix Code: General Program Administration (21A) **National Objective:**

Initial Funding Date: 01/01/0001

Description:

Financing

	Fund Type	Grant Year	Grant	Funded Amount	Drawn In Program Year	Drawn Thru Program Year
CDBG	EN	Pre-2015		\$50,263,644.74	\$0.00	\$0.00
		1984	B84UC060504		\$0.00	\$5,401,000.00
		1985	B85UC060504		\$0.00	\$5,217,413.00
		1988	B88UC060504		\$0.00	\$4,459,000.00
		1989	B89UC060504		\$0.00	\$4,616,000.00
		1990	B90UC060504		\$0.00	\$4,507,000.00
		1991	B91UC060504		\$0.00	\$5,036,000.00
		1992	B92UC060504		\$0.00	\$5,415,000.00
		1993	B93UC060504		\$0.00	\$6,361,000.00
		1994	B94UC060504		\$0.00	\$5,427,000.00
		1995	B95UC060504		\$0.00	\$3,789,231.74
		1996	B96UC060504		\$0.00	\$35,000.00
Total	Total			\$50,263,644.74	\$0.00	\$50,263,644.74

Proposed Accomplishments

Actual Accomplishments

Number assisted:

	Owner		Renter		Total		Person	
	Total	Hispanic	Total	Hispanic	Total	Hispanic	Total	Hispanic
White:					0	0		
Black/African American:					0	0		
Asian:					0	0		
American Indian/Alaskan Native:					0	0		
Native Hawaiian/Other Pacific Islander:					0	0		
American Indian/Alaskan Native & White:					0	0		
Asian White:					0	0		



U.S. Department of Housing and Urban Development
Office of Community Planning and Development
Integrated Disbursement and Information System
CDBG Activity Summary Report (GPR) for Program Year 2016
ORANGE COUNTY

Date: 07-Sep-2017
Time: 11:18
Page: 2

Black/African American & White:	0	0							
American Indian/Alaskan Native & Black/African American:	0	0							
Other multi-racial:	0	0							
Asian/Pacific Islander:	0	0							
Hispanic:	0	0							
Total:	0	0	0	0	0	0	0	0	0
Female-headed Households:	0								

<i>Income Category:</i>	Owner	Renter	Total	Person
Extremely Low			0	
Low Mod			0	
Moderate			0	
Non Low Moderate			0	
Total	0	0	0	0
Percent Low/Mod				

Annual Accomplishments

No data returned for this view. This might be because the applied filter excludes all data.



U.S. Department of Housing and Urban Development
Office of Community Planning and Development
Integrated Disbursement and Information System
CDBG Activity Summary Report (GPR) for Program Year 2016
ORANGE COUNTY

Date: 07-Sep-2017
Time: 11:18
Page: 3

PGM Year: 2015
Project: 0008 - Single-Family Housing Rehabilitation (Brea)
IDIS Activity: 2091 - City of Brea - Single Family Rehabilitation

Status: Completed 5/3/2017 10:47:46 AM
Location: 541 Shadow Lake Dr Brea, CA 92821-2834

Objective: Provide decent affordable housing
Outcome: Affordability
Matrix Code: Rehab; Single-Unit Residential (14A) **National Objective:** LMH

Initial Funding Date: 10/21/2015

Description:

Funds will be used for to address the requirements of single-family lowvery low income owner occupied residential rehabilitation.
Twenty (20) owner-occupied residential single-family units are the projected units of accomplishments.

Financing

	Fund Type	Grant Year	Grant	Funded Amount	Drawn In Program Year	Drawn Thru Program Year
CDBG	EN	Pre-2015		\$184,707.83	\$0.00	\$0.00
		2014	B14UC060504		\$161,685.19	\$184,707.83
	PI			\$690.17	\$401.65	\$690.17
Total	Total			\$185,398.00	\$162,086.84	\$185,398.00

Proposed Accomplishments

Housing Units : 20

Actual Accomplishments

Number assisted:

	Owner		Renter		Total		Person	
	Total	Hispanic	Total	Hispanic	Total	Hispanic	Total	Hispanic
White:	12	5	0	0	12	5	0	0
Black/African American:	0	0	0	0	0	0	0	0
Asian:	0	0	0	0	0	0	0	0
American Indian/Alaskan Native:	0	0	0	0	0	0	0	0
Native Hawaiian/Other Pacific Islander:	0	0	0	0	0	0	0	0
American Indian/Alaskan Native & White:	0	0	0	0	0	0	0	0
Asian White:	0	0	0	0	0	0	0	0
Black/African American & White:	0	0	0	0	0	0	0	0
American Indian/Alaskan Native & Black/African American:	0	0	0	0	0	0	0	0
Other multi-racial:	0	0	0	0	0	0	0	0
Asian/Pacific Islander:	0	0	0	0	0	0	0	0
Hispanic:	0	0	0	0	0	0	0	0
Total:	12	5	0	0	12	5	0	0



U.S. Department of Housing and Urban Development
Office of Community Planning and Development
Integrated Disbursement and Information System
CDBG Activity Summary Report (GPR) for Program Year 2016
ORANGE COUNTY

Date: 07-Sep-2017
Time: 11:18
Page: 4

Female-headed Households: 0 0 0

Income Category:

	Owner	Renter	Total	Person
Extremely Low	5	0	5	0
Low Mod	6	0	6	0
Moderate	1	0	1	0
Non Low Moderate	0	0	0	0
Total	12	0	12	0
Percent Low/Mod	100.0%		100.0%	

Annual Accomplishments

Years	Accomplishment Narrative	# Benefitting
2015	<p>1/1/16 - 3/31/16 - One project was completed during this reporting period and there are several more projects currently in process. cw 4/20/16</p> <p>4/1/16 - 6/30/16 - Two mobile home projects were completed this period. These projects helped three elderly residents by remediating hazardous conditions, such as broken and rotted porch stairs, fixing a leak, and repairing non-functioning bathroom faucets. cw 7/13/16</p> <p>7/1/16 - 9/30/16 - One additional mobile home rehab was completed this period for a total of 4 completions. This project helped one elderly resident by repairing dry rot on her coach and per patio cover. cw 11/17/16</p> <p>10/1/16 - 12/31/16 (Final) - Project completed. During this period completed rehabilitation on three (3) single family homes and five (5) mobile homes for a total of 12 rehabilitations.</p> <p>Close out activity and reprogrammed \$5,402 cw 5/3/17</p>	



U.S. Department of Housing and Urban Development
Office of Community Planning and Development
Integrated Disbursement and Information System
CDBG Activity Summary Report (GPR) for Program Year 2016
ORANGE COUNTY

Date: 07-Sep-2017

Time: 11:18

Page: 5

PGM Year:	2015		
Project:	0014 - Senior Center (Brea)		
IDIS Activity:	2092 - City of Brea - Brea Senior Center		
Status:	Completed 5/8/2017 5:32:33 PM	Objective:	Create suitable living environments
Location:	500 Sievers Ave Brea, CA 92821-5357	Outcome:	Availability/accessibility
		Matrix Code:	Senior Centers (03A)
		National Objective:	LMC

Initial Funding Date: 10/21/2015

Description:

Funds will be used to improve overall senior mobility, accessibility, and safety at the Brea Senior Center by replacing approximately 8,000 square feet of carpeting with vinyl plank flooring, as well as replace 11 exterior doors that seniors have difficulty operating.

Financing

	Fund Type	Grant Year	Grant	Funded Amount	Drawn In Program Year	Drawn Thru Program Year
CDBG	EN	Pre-2015		\$65,363.17	\$0.00	\$0.00
		2014	B14UC060504		\$29,036.79	\$65,363.17
		2015	B15UC060504	\$24,530.68	\$0.00	\$24,530.68
	PI			\$492.88	\$0.00	\$492.88
Total	Total			\$90,386.73	\$29,036.79	\$90,386.73

Proposed Accomplishments

Public Facilities : 1

Actual Accomplishments

Number assisted:

	Owner		Renter		Total		Person	
	Total	Hispanic	Total	Hispanic	Total	Hispanic	Total	Hispanic
White:	0	0	0	0	0	0	582	0
Black/African American:	0	0	0	0	0	0	7	0
Asian:	0	0	0	0	0	0	119	0
American Indian/Alaskan Native:	0	0	0	0	0	0	6	0
Native Hawaiian/Other Pacific Islander:	0	0	0	0	0	0	4	0
American Indian/Alaskan Native & White:	0	0	0	0	0	0	0	0
Asian White:	0	0	0	0	0	0	0	0
Black/African American & White:	0	0	0	0	0	0	0	0
American Indian/Alaskan Native & Black/African American:	0	0	0	0	0	0	0	0
Other multi-racial:	0	0	0	0	0	0	76	0
Asian/Pacific Islander:	0	0	0	0	0	0	0	0
Hispanic:	0	0	0	0	0	0	0	0



U.S. Department of Housing and Urban Development
Office of Community Planning and Development
Integrated Disbursement and Information System
CDBG Activity Summary Report (GPR) for Program Year 2016
ORANGE COUNTY

Date: 07-Sep-2017
Time: 11:18
Page: 6

Total:	0	0	0	0	0	0	794	0
---------------	----------	----------	----------	----------	----------	----------	------------	----------

Female-headed Households:	0	0	0	0	0	0	0	0
---------------------------	---	---	---	---	---	---	---	---

Income Category:

	Owner	Renter	Total	Person
Extremely Low	0	0	0	286
Low Mod	0	0	0	410
Moderate	0	0	0	98
Non Low Moderate	0	0	0	0
Total	0	0	0	794
Percent Low/Mod				100.0%

Annual Accomplishments

Years	Accomplishment Narrative	# Benefitting
2015	<p>Current status - Preconstruction meeting was held on 6/30/16, project is underway. Project was extended through December 2016. cw 8/25/16</p> <p>7/1/15 - 6/30/16 - Approximately 8,000 square feet of carpeting was replaced with vinyl plank flooring, improving senior mobility and safety. Exterior door replacement is currently underway. cw 9/21/16</p> <p>Final GPR - Replaced all (11) exterior doors at the Brea Senior Center, one of which now has an automatic push button (ADA accessible). This includes painting them and replacing hardware. cw 4/21/17</p> <p>Completed in IDIS. Reprogrammed \$16,079.27. cw 5/8/17</p>	



U.S. Department of Housing and Urban Development
Office of Community Planning and Development
Integrated Disbursement and Information System
CDBG Activity Summary Report (GPR) for Program Year 2016
ORANGE COUNTY

Date: 07-Sep-2017
Time: 11:18
Page: 7

PGM Year: 2015
Project: 0009 - Single-Family Housing Rehabilitation Program (Cypress)
IDIS Activity: 2093 - City of Cypress - Housing Rehabilitation

Status: Completed 3/2/2017 5:43:46 PM
Location: 9553 Peartree Ln Cypress, CA 90630-3250

Objective: Provide decent affordable housing
Outcome: Affordability
Matrix Code: Rehab; Single-Unit Residential (14A) **National Objective:** LMH

Initial Funding Date: 11/19/2015

Description:

Funds will be used to implement its HELP II Program.
The program provides forgivable loans to income qualified single-family homeowners who seek to make required home improvements.

Financing

	Fund Type	Grant Year	Grant	Funded Amount	Drawn In Program Year	Drawn Thru Program Year
CDBG	EN	2015	B15UC060504	\$27,840.45	\$22,360.44	\$27,840.45
	PI			\$5,334.06	\$0.00	\$5,334.06
Total	Total			\$33,174.51	\$22,360.44	\$33,174.51

Proposed Accomplishments

Housing Units : 6

Actual Accomplishments

Number assisted:

	Owner		Renter		Total		Person	
	Total	Hispanic	Total	Hispanic	Total	Hispanic	Total	Hispanic
White:	1	0	0	0	1	0	0	0
Black/African American:	0	0	0	0	0	0	0	0
Asian:	0	0	0	0	0	0	0	0
American Indian/Alaskan Native:	0	0	0	0	0	0	0	0
Native Hawaiian/Other Pacific Islander:	0	0	0	0	0	0	0	0
American Indian/Alaskan Native & White:	0	0	0	0	0	0	0	0
Asian White:	0	0	0	0	0	0	0	0
Black/African American & White:	0	0	0	0	0	0	0	0
American Indian/Alaskan Native & Black/African American:	0	0	0	0	0	0	0	0
Other multi-racial:	0	0	0	0	0	0	0	0
Asian/Pacific Islander:	0	0	0	0	0	0	0	0
Hispanic:	0	0	0	0	0	0	0	0
Total:	1	0	0	0	1	0	0	0



U.S. Department of Housing and Urban Development
Office of Community Planning and Development
Integrated Disbursement and Information System
CDBG Activity Summary Report (GPR) for Program Year 2016
ORANGE COUNTY

Date: 07-Sep-2017
Time: 11:18
Page: 8

Female-headed Households: 0 0 0

Income Category:

	Owner	Renter	Total	Person
Extremely Low	0	0	0	0
Low Mod	0	0	0	0
Moderate	1	0	1	0
Non Low Moderate	0	0	0	0
Total	1	0	1	0
Percent Low/Mod	100.0%		100.0%	

Annual Accomplishments

Years	Accomplishment Narrative	# Benefitting
2015	1/1/16 - 6/30/16 - The rehabilitation is ongoing and several applicants are proceeding through the loan approval process. cw 6/29/16	
	7/1/16 - 7/31/16 - The rehabilitation is ongoing and applicants are proceed through the loan approval process. cw 11/29/16	
	Final GPR through 12/31/16 - One income qualified household receive a rehabilitation loan during the contract period. cw 1/10/17	
	Close out in IDIS and reprogrammed \$109,925.49. City was unable to expend all funds. cw 3/2/17	



U.S. Department of Housing and Urban Development
Office of Community Planning and Development
Integrated Disbursement and Information System
CDBG Activity Summary Report (GPR) for Program Year 2016
ORANGE COUNTY

Date: 07-Sep-2017
Time: 11:18
Page: 9

PGM Year: 2015
Project: 0015 - Sumner Place Sewer Improvement (Cypress)
IDIS Activity: 2094 - City of Cypress - Sumner Place Sewer Improvements

Status: Completed 8/25/2016 10:16:20 AM
Location: Address Suppressed

Objective: Create suitable living environments
Outcome: Availability/accessibility
Matrix Code: Water/Sewer Improvements (03J)

National Objective: LMA

Initial Funding Date: 10/21/2015

Description:

The funds will be used for sewer improvement and to address repair and rehabilitation of two damaged sewer section located within and eligible CDBG benefit area.
The project will involve the repair and replacement of 615 linear feet of 8-inch vitrified clay pip (VCP) sewer located on Sumner Place, between Lincoln Avenue and Crescent Ave.

Financing

	Fund Type	Grant Year	Grant	Funded Amount	Drawn In Program Year	Drawn Thru Program Year
CDBG	EN	Pre-2015		\$77,601.86	\$0.00	\$0.00
		2014	B14UC060504		\$0.00	\$77,601.86
	PI			\$1,647.24	\$0.00	\$1,647.24
Total	Total			\$79,249.10	\$0.00	\$79,249.10

Proposed Accomplishments

People (General) : 1,079
Total Population in Service Area: 2,470
Census Tract Percent Low / Mod: 61.54

Annual Accomplishments

Years	Accomplishment Narrative	# Benefitting
2015	7/1/15 - 12/31/15 - Project design is now complete. The bid process to secure a contractor to construct improvements has commenced and will be completed in March 2016. cw 3/14/16 1/1/16 - 4/30/16 - Project design is complete and contract to construct improvements has been awarded and the project will be completed in June 2016. cw 6/2/16 5/1/16 - 6/30/16 - A 622 linear foot sewer section was lined and rehabilitated. Project construction is completed. The winning contractor bid came in substantially under the initially anticipated construction cost. Reprogrammed \$143,032.90. cw 8/24/16	



U.S. Department of Housing and Urban Development
Office of Community Planning and Development
Integrated Disbursement and Information System
CDBG Activity Summary Report (GPR) for Program Year 2016
ORANGE COUNTY

Date: 07-Sep-2017
Time: 11:18
Page: 10

PGM Year: 2015
Project: 0017 - ADA Accessible Curb Ramps (La Palma)
IDIS Activity: 2095 - City of La Palma - ADA Accessible Curb Ramps

Status: Completed 5/3/2017 11:25:50 AM
Location: 5482 La Palma Ave La Palma, CA 90623-1705

Objective: Create suitable living environments
Outcome: Availability/accessibility
Matrix Code: Sidewalks (03L)

National Objective: LMC

Initial Funding Date: 10/21/2015

Description:

Funds will be used for design and new construction or reconstruction of sixty-three (63) ADA compliant curb ramps.
The project includes the removal and rehabilitation of non-compliant ADA ramps.

Financing

	Fund Type	Grant Year	Grant	Funded Amount	Drawn In Program Year	Drawn Thru Program Year
CDBG	EN	Pre-2015		\$190,393.15	\$0.00	\$0.00
		2014	B14UC060504		\$186,738.93	\$190,393.15
	PI			\$406.85	\$0.00	\$406.85
Total	Total			\$190,800.00	\$186,738.93	\$190,800.00

Proposed Accomplishments

Public Facilities : 63

Actual Accomplishments

Number assisted:

	Owner		Renter		Total		Person	
	Total	Hispanic	Total	Hispanic	Total	Hispanic	Total	Hispanic
White:	0	0	0	0	0	0	858	333
Black/African American:	0	0	0	0	0	0	108	0
Asian:	0	0	0	0	0	0	925	0
American Indian/Alaskan Native:	0	0	0	0	0	0	0	0
Native Hawaiian/Other Pacific Islander:	0	0	0	0	0	0	29	0
American Indian/Alaskan Native & White:	0	0	0	0	0	0	0	0
Asian White:	0	0	0	0	0	0	0	0
Black/African American & White:	0	0	0	0	0	0	0	0
American Indian/Alaskan Native & Black/African American:	0	0	0	0	0	0	0	0
Other multi-racial:	0	0	0	0	0	0	93	0
Asian/Pacific Islander:	0	0	0	0	0	0	0	0
Hispanic:	0	0	0	0	0	0	0	0
Total:	0	0	0	0	0	0	2,013	333



U.S. Department of Housing and Urban Development
Office of Community Planning and Development
Integrated Disbursement and Information System
CDBG Activity Summary Report (GPR) for Program Year 2016
ORANGE COUNTY

Date: 07-Sep-2017

Time: 11:18

Page: 11

Female-headed Households: 0 0 0

Income Category:

	Owner	Renter	Total	Person
Extremely Low	0	0	0	576
Low Mod	0	0	0	479
Moderate	0	0	0	958
Non Low Moderate	0	0	0	0
Total	0	0	0	2,013
Percent Low/Mod				100.0%

Annual Accomplishments

Years	Accomplishment Narrative	# Benefitting
2015	<p>7/1/15 - 6/30/16 - The project went to bid in April and contract was awarded in May. The pre-construction conference, due to scheduling, was completed on June 21st. Ramp layout and sawcutting begins the week of June 27th. Project was been extended through 12/31/16. cw 6/29/16</p> <p>Final GPR - Construction began with removals on 7/5/16 and completed on 7/22/16. Council accepted the work on 9/20/16. The Notice of Completion filed on 9/30/16. cw 3/8/17</p> <p>Close out activity. cw 5/3/17</p>	



U.S. Department of Housing and Urban Development
Office of Community Planning and Development
Integrated Disbursement and Information System
CDBG Activity Summary Report (GPR) for Program Year 2016
ORANGE COUNTY

Date: 07-Sep-2017
Time: 11:18
Page: 12

PGM Year:	2015				
Project:	0002 - City of Laguna Beach Emergency Weather Shelter				
IDIS Activity:	2096 - City of Laguna Beach Emergency Weather Shelter				
Status:	Completed 8/4/2016 12:00:00 AM	Objective:	Create suitable living environments		
Location:	20652 Laguna Canyon Rd Laguna Beach, CA 92651-1137	Outcome:	Availability/accessibility		
		Matrix Code:	Operating Costs of Homeless/AIDS Patients Programs (03T)	National Objective:	LMC

Initial Funding Date: 10/21/2015

Description:

Funds will be used for transportation, essential services, and case management for an emergency homeless shelter.

Financing

	Fund Type	Grant Year	Grant	Funded Amount	Drawn In Program Year	Drawn Thru Program Year
CDBG	EN	Pre-2015		\$118,150.00	\$0.00	\$0.00
		2014	B14UC060504		\$0.00	\$118,150.00
Total	Total			\$118,150.00	\$0.00	\$118,150.00

Proposed Accomplishments

People (General) : 45

Actual Accomplishments

Number assisted:

	Owner		Renter		Total		Person	
	Total	Hispanic	Total	Hispanic	Total	Hispanic	Total	Hispanic
White:	0	0	0	0	0	0	438	44
Black/African American:	0	0	0	0	0	0	0	0
Asian:	0	0	0	0	0	0	19	0
American Indian/Alaskan Native:	0	0	0	0	0	0	29	0
Native Hawaiian/Other Pacific Islander:	0	0	0	0	0	0	0	0
American Indian/Alaskan Native & White:	0	0	0	0	0	0	0	0
Asian White:	0	0	0	0	0	0	0	0
Black/African American & White:	0	0	0	0	0	0	0	0
American Indian/Alaskan Native & Black/African American:	0	0	0	0	0	0	0	0
Other multi-racial:	0	0	0	0	0	0	0	0
Asian/Pacific Islander:	0	0	0	0	0	0	0	0
Hispanic:	0	0	0	0	0	0	0	0
Total:	0	0	0	0	0	0	486	44
Female-headed Households:	0		0		0			



U.S. Department of Housing and Urban Development
Office of Community Planning and Development
Integrated Disbursement and Information System
CDBG Activity Summary Report (GPR) for Program Year 2016
ORANGE COUNTY

Date: 07-Sep-2017

Time: 11:18

Page: 13

Income Category:

	Owner	Renter	Total	Person
Extremely Low	0	0	0	486
Low Mod	0	0	0	0
Moderate	0	0	0	0
Non Low Moderate	0	0	0	0
Total	0	0	0	486
Percent Low/Mod				100.0%

Annual Accomplishments

Years	Accomplishment Narrative	# Benefitting
2015	7/1/15 - 6/30/16 (Final GPR) - Met the goal of 45 homeless individuals each night at the Alternative Sleeping Location and transporting the general population to and from the shelter each day in addition to providing meals, showers, laundry, case management, and access for the general homeless population. cw 7/21/16	



U.S. Department of Housing and Urban Development
Office of Community Planning and Development
Integrated Disbursement and Information System
CDBG Activity Summary Report (GPR) for Program Year 2016
ORANGE COUNTY

Date: 07-Sep-2017

Time: 11:18

Page: 14

PGM Year:	2015		
Project:	0016 - Florence Sylvester Senior Center (Laguna Hills)		
IDIS Activity:	2097 - City of Laguna Hills - Florence Sylvester Senior Center		
Status:	Completed 3/3/2017 11:34:17 AM	Objective:	Create suitable living environments
Location:	23721 Moulton Pkwy Laguna Hills, CA 92653-1913	Outcome:	Availability/accessibility
		Matrix Code:	Senior Centers (03A)
		National Objective:	LMC

Initial Funding Date: 10/22/2015

Description:

Funds will be used to repaint the interior and exterior of the building, grout and reseal tile throughout the Center, refinish all wood doors and cabinets, replace existing obsolete phone system, remove and replace existing carpet, and remove existing door on north side of building and replace with automatic door, thereby providing increased accessibility to the disabled elderlyfrail elderly that utilize the Center.

Financing

	Fund Type	Grant Year	Grant	Funded Amount	Drawn In Program Year	Drawn Thru Program Year
CDBG	EN	Pre-2015		\$45,258.27	\$0.00	\$0.00
		2014	B14UC060504		\$43,056.00	\$45,258.27
	PI			\$1,464.65	\$0.00	\$1,464.65
Total	Total			\$46,722.92	\$43,056.00	\$46,722.92

Proposed Accomplishments

Public Facilities : 1

Actual Accomplishments

Number assisted:

	Owner		Renter		Total		Person	
	Total	Hispanic	Total	Hispanic	Total	Hispanic	Total	Hispanic
White:	0	0	0	0	0	0	571	26
Black/African American:	0	0	0	0	0	0	10	0
Asian:	0	0	0	0	0	0	48	0
American Indian/Alaskan Native:	0	0	0	0	0	0	0	0
Native Hawaiian/Other Pacific Islander:	0	0	0	0	0	0	2	0
American Indian/Alaskan Native & White:	0	0	0	0	0	0	0	0
Asian White:	0	0	0	0	0	0	0	0
Black/African American & White:	0	0	0	0	0	0	0	0
American Indian/Alaskan Native & Black/African American:	0	0	0	0	0	0	0	0
Other multi-racial:	0	0	0	0	0	0	19	0
Asian/Pacific Islander:	0	0	0	0	0	0	0	0
Hispanic:	0	0	0	0	0	0	0	0



U.S. Department of Housing and Urban Development
Office of Community Planning and Development
Integrated Disbursement and Information System
CDBG Activity Summary Report (GPR) for Program Year 2016
ORANGE COUNTY

Date: 07-Sep-2017
Time: 11:18
Page: 15

Total:	0	0	0	0	0	0	650	26
---------------	----------	----------	----------	----------	----------	----------	------------	-----------

Female-headed Households:	0	0	0	0	0	0	0	0
---------------------------	---	---	---	---	---	---	---	---

Income Category:

	Owner	Renter	Total	Person
Extremely Low	0	0	0	415
Low Mod	0	0	0	133
Moderate	0	0	0	66
Non Low Moderate	0	0	0	36
Total	0	0	0	650
Percent Low/Mod				94.5%

Annual Accomplishments

Years	Accomplishment Narrative	# Benefitting
2015	<p>Current status - Preconstruction meeting was held on 4/26/16, project is 80% complete but original contractor vacated the job. City is looking for replacement. Contract has been extended through December 2016. cw 8/25/16</p> <p>Final GPR - A contractor was selected for the entire scope of work outlined in the project description and the pre-construction meeting was held. The improvements to the Center began with interior and exterior painting of the building. Improvements to the tile, carpet, and wood finishing began on June 5, 2016. The automatic door was installed on July 23, 2016. All activities for the project were completed on August 13, 2016. The contractor stated that certain materials were delayed in shipping, which impacted the ability to finish the work by June 30, 2016. cw 12/8/16</p> <p>Closed out in IDIS. Reprogrammed \$27,880.08. cw 3/2/17</p>	



U.S. Department of Housing and Urban Development
Office of Community Planning and Development
Integrated Disbursement and Information System
CDBG Activity Summary Report (GPR) for Program Year 2016
ORANGE COUNTY

Date: 07-Sep-2017
Time: 11:18
Page: 16

PGM Year: 2015
Project: 0010 - Phase X Energy Efficiency Improvement Project (Laguna Woods)
IDIS Activity: 2098 - City of Laguna Woods - Phase X Energy Efficiency Improvement Project

Status: Completed 3/3/2017 12:55:50 PM **Objective:** Provide decent affordable housing
Location: 664 Via Los Altos Laguna Woods, CA 92637-4577 **Outcome:** Affordability
Matrix Code: Rehab; Multi-Unit Residential (14B) **National Objective:** LMH

Initial Funding Date: 10/22/2015

Description:

Funds will be used for Energy Efficient Improvement Program which helps low income seniors who own and occupy their units to improve energy efficiency by providing them grant funds to install new dual pane low-e glass windows, doors, heat pumps and other energy efficient improvements.

Financing

	Fund Type	Grant Year	Grant	Funded Amount	Drawn In Program Year	Drawn Thru Program Year
CDBG	EN	Pre-2015		\$141,426.21	\$0.00	\$0.00
		2014	B14UC060504		\$29,303.52	\$141,426.21
	PI			\$1,188.88	\$0.00	\$1,188.88
Total	Total			\$142,615.09	\$29,303.52	\$142,615.09

Proposed Accomplishments

Housing Units : 50

Actual Accomplishments

Number assisted:

	Owner		Renter		Total		Person	
	Total	Hispanic	Total	Hispanic	Total	Hispanic	Total	Hispanic
White:	49	2	0	0	49	2	0	0
Black/African American:	0	0	0	0	0	0	0	0
Asian:	3	0	0	0	3	0	0	0
American Indian/Alaskan Native:	0	0	0	0	0	0	0	0
Native Hawaiian/Other Pacific Islander:	0	0	0	0	0	0	0	0
American Indian/Alaskan Native & White:	0	0	0	0	0	0	0	0
Asian White:	0	0	0	0	0	0	0	0
Black/African American & White:	0	0	0	0	0	0	0	0
American Indian/Alaskan Native & Black/African American:	0	0	0	0	0	0	0	0
Other multi-racial:	0	0	0	0	0	0	0	0
Asian/Pacific Islander:	0	0	0	0	0	0	0	0
Hispanic:	0	0	0	0	0	0	0	0
Total:	52	2	0	0	52	2	0	0



U.S. Department of Housing and Urban Development
Office of Community Planning and Development
Integrated Disbursement and Information System
CDBG Activity Summary Report (GPR) for Program Year 2016
ORANGE COUNTY

Date: 07-Sep-2017
Time: 11:18
Page: 17

Female-headed Households:

40

0

40

Income Category:

	Owner	Renter	Total	Person
Extremely Low	32	0	32	0
Low Mod	20	0	20	0
Moderate	0	0	0	0
Non Low Moderate	0	0	0	0
Total	52	0	52	0
Percent Low/Mod	100.0%		100.0%	

Annual Accomplishments

Years	Accomplishment Narrative	# Benefitting
2015	7-1-15 - 11-20-15 - 38 units owned by low income seniors in various stages of review for compliance with HUD income guidelines, scheduling improvements and installation. Completed 10 units. cw 1/8/16 11/20/15 - 12/4/15 - 38 units owned by low income seniors in various stages of review for compliance with HUD income guidelines, scheduling improvements and installation. Completed an additional 7 units for a total of 17 completed units. cw 1/8/16 12/4/12 - 2/18/16 - 20 units owned by low income seniors in various stages of review for compliance with HUD income guidelines, scheduling, improvements and installation. Completed an additional 11 unit for a total of 28 completed units. cw 3/3/16 2/19/16 - 6/30/16 - 8 units owned by low income seniors in various stages of review for compliance with HUD income guidelines, scheduling, improvements and installation. Completed an additional 12 units for a total of 40 completed units. cw 8/17/16 7/1/16 - 9/30/16 (Final GPR)- Completed an additional 12 units for a total of 52 completed units. cw 1/3/17	



U.S. Department of Housing and Urban Development
Office of Community Planning and Development
Integrated Disbursement and Information System
CDBG Activity Summary Report (GPR) for Program Year 2016
ORANGE COUNTY

Date: 07-Sep-2017
Time: 11:18
Page: 18

PGM Year: 2015
Project: 0018 - Apartment Row Alley Improvements Project (Los Alamitos)
IDIS Activity: 2099 - City of Los Alamitos - Apartment Row Alley Improvements Project

Status: Completed 3/14/2017 11:27:17 AM
Location: 3743 Farquhar Ave alley - Farquahar/Howard & Reagan/Maple Los Alamitos, CA 90720-3954
Objective: Create suitable living environments
Outcome: Availability/accessibility
Matrix Code: Street Improvements (03K)
National Objective: LMA

Initial Funding Date: 10/22/2015

Description:

Funds will be used to reconstruct deteriorated sections of alleys and will replace current asphalt in the alley with 6 inch thick concrete that will enable disabled residents to have an easier path between buildings.

When completed, residents flanking this alley will experience improved access and mobility as well as wheelchair access to this important thoroughfare.

Financing

	Fund Type	Grant Year	Grant	Funded Amount	Drawn In Program Year	Drawn Thru Program Year
CDBG	EN	Pre-2015		\$142,367.68	\$0.00	\$0.00
		2014	B14UC060504		\$138,455.36	\$142,367.68
	PI			\$732.32	\$0.00	\$732.32
Total	Total			\$143,100.00	\$138,455.36	\$143,100.00

Proposed Accomplishments

People (General) : 1,426

Total Population in Service Area: 1,125

Census Tract Percent Low / Mod: 56.00

Annual Accomplishments

Years	Accomplishment Narrative	# Benefitting
2015	7/1/15 - 12/31/15 - No accomplishment as to date. The project will be completed once El Nino has passed in March. cw 1/5/16 Current status - Preconstruction meeting was held on 8/3/16, project is underway. Contract has been extended through December 2016. cw 8/25/16 7/1/16 - 12/31/16 (Final) - Rehabilitated one alley. cw 2/23/17	



U.S. Department of Housing and Urban Development
Office of Community Planning and Development
Integrated Disbursement and Information System
CDBG Activity Summary Report (GPR) for Program Year 2016
ORANGE COUNTY

Date: 07-Sep-2017

Time: 11:18

Page: 19

PGM Year:	2015				
Project:	0011 - Leisure World Bathroom Accessibility Program (Seal Beach)				
IDIS Activity:	2100 - City of Seal Beach - Leisure World Bathroom Accessibility Program				
Status:	Completed 7/14/2016 6:06:15 PM	Objective:	Create suitable living environments		
Location:	1202 Golden Rain Rd Apt 72C Seal Beach, CA 90740-3820	Outcome:	Availability/accessibility		
		Matrix Code:	Rehab; Single-Unit Residential (14A)	National Objective:	LMH

Initial Funding Date: 10/22/2015

Description:

Funds will be used to improve accessibility to showers by cutting-down the tub walls and converting the tubshower into an accessible shower for seniors and provide grab bars and high-boy toilets that are ADA compliant.

Financing

	Fund Type	Grant Year	Grant	Funded Amount	Drawn In Program Year	Drawn Thru Program Year
CDBG	EN	Pre-2015		\$188,513.73	\$0.00	\$0.00
		2014	B14UC060504		\$0.00	\$188,513.73
	PI			\$2,286.27	\$0.00	\$2,286.27
Total	Total			\$190,800.00	\$0.00	\$190,800.00

Proposed Accomplishments

Housing Units : 60

Actual Accomplishments

Number assisted:

	Owner		Renter		Total		Person	
	Total	Hispanic	Total	Hispanic	Total	Hispanic	Total	Hispanic
White:	67	4	0	0	67	4	0	0
Black/African American:	0	0	0	0	0	0	0	0
Asian:	15	0	0	0	15	0	0	0
American Indian/Alaskan Native:	0	0	0	0	0	0	0	0
Native Hawaiian/Other Pacific Islander:	0	0	0	0	0	0	0	0
American Indian/Alaskan Native & White:	0	0	0	0	0	0	0	0
Asian White:	0	0	0	0	0	0	0	0
Black/African American & White:	0	0	0	0	0	0	0	0
American Indian/Alaskan Native & Black/African American:	0	0	0	0	0	0	0	0
Other multi-racial:	0	0	0	0	0	0	0	0
Asian/Pacific Islander:	0	0	0	0	0	0	0	0
Hispanic:	0	0	0	0	0	0	0	0
Total:	82	4	0	0	82	4	0	0



U.S. Department of Housing and Urban Development
Office of Community Planning and Development
Integrated Disbursement and Information System
CDBG Activity Summary Report (GPR) for Program Year 2016
ORANGE COUNTY

Date: 07-Sep-2017

Time: 11:18

Page: 20

Female-headed Households: 54 0 54

Income Category:

	Owner	Renter	Total	Person
Extremely Low	17	0	17	0
Low Mod	37	0	37	0
Moderate	28	0	28	0
Non Low Moderate	0	0	0	0
Total	82	0	82	0
Percent Low/Mod	100.0%		100.0%	

Annual Accomplishments



U.S. Department of Housing and Urban Development
Office of Community Planning and Development
Integrated Disbursement and Information System
CDBG Activity Summary Report (GPR) for Program Year 2016
ORANGE COUNTY

Date: 07-Sep-2017
Time: 11:18
Page: 21

Years	Accomplishment Narrative	# Benefitting
2015	<p>8/1/15 - 8/31/15 - Completed three rehabilitations during this period. Two additional rehabs are in the process of closing and 12 others are in various stages of construction. cw 11/5/15</p> <p>9/1/15 - 9/30/15 - Completed an additional seven rehabilitations for a total of ten completed rehabs. Sixteen other are in various stages of construction. cw 11/5/15</p> <p>10/1/15 - 10/31/15 - Completed an additional 10 rehabilitations for a total of twenty completed rehabs with other units in various stages of construction. cw 11/19/15</p> <p>11/1/15 - 11/30/15 - Completed an additional 4 rehabilitations for a total of twenty-four completed rehab with other units in various stages of construction. cw 12/15/15</p> <p>12/1/15 - 12/31/15 - Completed an additional 5 rehabilitations for a total of twenty-nine completed rehab with other units in various stages of construction. cw 1/11/16</p> <p>1/1/16 - 1/31/16 - Completed an additional 14 rehabilitations for a total of 43 completed rehab with other units in various stages of construction. cw 2/25/16</p> <p>2/1/16 - 2/29/16 - Completed an additional 10 rehabilitations for a total of 53 completed rehab with other units in various stages of construction. cw 3/14/16</p> <p>3/1/16 - 3/31/16 - Completed an additional 12 rehabilitations for a total of 65 completed rehab with 10 units in various stages of construction. cw 4/5/16</p> <p>4/1/16 - 4/30/16 - Completed an additional 6 rehabilitations for a total of 71 completed rehab with 8 units in various stages of construction. cw 5/18/16</p> <p>5/1/16 - 5/31/16 - Completed an additional 6 rehabilitations for a total of 77 completed rehab with 3 units in various stages of construction. cw 6/9/16</p> <p>6/1/16 - 6/30/16 (Final GPR) - Completed an additional 5 rehabilitations for a total of 82 completed rehab. Project is completed in IDIS. cw 7/12/16</p>	



U.S. Department of Housing and Urban Development
Office of Community Planning and Development
Integrated Disbursement and Information System
CDBG Activity Summary Report (GPR) for Program Year 2016
ORANGE COUNTY

Date: 07-Sep-2017
Time: 11:18
Page: 22

PGM Year: 2015
Project: 0003 - Midway City Community Services & Education Center
IDIS Activity: 2101 - Abrazar, Inc - Midway City Community Services & Education Center

Status: Completed 7/12/2016 11:30:49 AM
Location: 14900 Park Ln Midway City, CA 92655-1128
Objective: Create suitable living environments
Outcome: Availability/accessibility
Matrix Code: Public Services (General) (05)
National Objective: LMA

Initial Funding Date: 10/22/2015

Description:

Funds will be used to provide services to 1,075 unduplicated low to moderate-income residents.
The center provides eligible activities including but not limited to those concerned with homeless prevention, employment, transportation, child care, health, education, homebuyer education and assistance.

Financing

	Fund Type	Grant Year	Grant	Funded Amount	Drawn In Program Year	Drawn Thru Program Year
CDBG	EN	Pre-2015		\$43,649.97	\$0.00	\$0.00
		2014	B14UC060504		\$0.00	\$43,649.97
Total	Total			\$43,649.97	\$0.00	\$43,649.97

Proposed Accomplishments

People (General) : 1,075
Total Population in Service Area: 3,045
Census Tract Percent Low / Mod: 56.98

Annual Accomplishments



U.S. Department of Housing and Urban Development
Office of Community Planning and Development
Integrated Disbursement and Information System
CDBG Activity Summary Report (GPR) for Program Year 2016
ORANGE COUNTY

Date: 07-Sep-2017
Time: 11:18
Page: 23

Years	Accomplishment Narrative	# Benefitting
2015	<p>7/1/15 - 7/31/15 - Provided services to 836 unduplicated clients. The clients receive the following services: translation, document preparation, emergency food, health and wellness activities. Additional provide fee breakfast and lunch to 150 youth and hold the PRIDE Summer Program for over 150 children. This month, continued the new dinner program to youth 18 and under. These meals are served 5 days a week and open to all youths in the community. cw 11/5/15</p> <p>8/1/15 - 8/31/15 - Provided same services as previous to 157 unduplicated clients. cw 11/5/15</p> <p>9/1/15 - 9/30/15 - Provided same services as previous to an additional 35 clients for a total of 1028 unduplicated clients. cw 12/22/15</p> <p>10/1/15 - 10/31/15 - Provided same services as previous to an additional 42 clients for a total of 1070 unduplicated clients. cw 12/22/15</p> <p>11/1/15 - 11/30/15 - Provided same services as previous to an additional 27 clients for a total of 1097 unduplicated clients. cw 12/22/15</p> <p>12/1/15 - 12/31/15 - Provided same services as previous to an additional 16 clients for a total of 1113 unduplicated clients. cw 2/11/16</p> <p>1/1/16 - 1/31/16 - Provided same services as previous to an additional 29 clients for a total of 1142 unduplicated clients. cw 3/3/16</p> <p>2/1/16 - 2/29/16 - Provided same services as previous to an additional 17 clients for a total of 1159 unduplicated clients. cw 3/16/16</p> <p>3/1/16 - 3/31/16 - Provided same services as previous to an additional 24 clients for a total of 1183 unduplicated clients. cw 4/25/16</p> <p>4/1/16 - 4/30/16 - The Free Tax Preparation program was concluded and received the "Agency of the Year Award". Provided multiple services to an additional 20 clienets for a total of 1203 unduplicated clients. cw 6/24/16</p> <p>5/1/16 - 5/31/16 - Provided multiple services to an additional 16 clients for a total of 1219 unduplicated clients. cw 6/24/16</p> <p>6/1/16 - 6/30/16 (Final GPR) - Provided mutiple services to an additional 20 clients for a total of 1,239 unduplicated clients. Project completed. cw 7/12/16</p>	



U.S. Department of Housing and Urban Development
Office of Community Planning and Development
Integrated Disbursement and Information System
CDBG Activity Summary Report (GPR) for Program Year 2016
ORANGE COUNTY

Date: 07-Sep-2017
Time: 11:18
Page: 24

PGM Year: 2015
Project: 0007 - El Modena Community Family Resource Center
IDIS Activity: 2102 - CAPOC - El Modena Community Family Resource Center

Status: Completed 8/1/2016 5:24:50 PM
Location: 18672 E Center Ave Orange, CA 92869-3520

Objective: Create suitable living environments
Outcome: Availability/accessibility
Matrix Code: Public Services (General) (05)

National Objective: LMA

Initial Funding Date: 10/22/2015

Description:

Funds will be used to provide services to 850 low-income seniors, youth, individuals, and families at risk of homelessness at El Modena Family Resource Center focusing on independence, family self-sufficiency, and the maintenance and improvement of living arrangements, education attainment, economic stability, and neighborhood preservation and safety.

Financing

	Fund Type	Grant Year	Grant	Funded Amount	Drawn In Program Year	Drawn Thru Program Year
CDBG	EN	Pre-2015		\$37,722.32	\$0.00	\$0.00
		2014	B14UC060504		\$0.00	\$37,722.32
	PI			\$5,927.68	\$0.00	\$5,927.68
Total	Total			\$43,650.00	\$0.00	\$43,650.00

Proposed Accomplishments

People (General) : 850
Total Population in Service Area: 3,875
Census Tract Percent Low / Mod: 85.42

Annual Accomplishments



U.S. Department of Housing and Urban Development
Office of Community Planning and Development
Integrated Disbursement and Information System
CDBG Activity Summary Report (GPR) for Program Year 2016
ORANGE COUNTY

Date: 07-Sep-2017
Time: 11:18
Page: 25

Years	Accomplishment Narrative	# Benefitting
2015	<p>7/1/15 - 7/31/15 - Social Services (SS) Literacy 12; Youth Karate 52; ACCESS 3; Crisis Counseling 11; Total: 78; Support Services (SPS): Accessing 3; Case Mgt 11; Emergency Food 31; Summer Camp 34; Teen Camp 16; Total 95</p> <p>8/1/15 - 8/31/15 - SS WIC 15; Medi-Cal/Food Stamps 14 & 7; Nan's Kidz 13; YMCA 33; Brown Bag 93; Senior Lunch 15; Counseling: Crisis 6; Family 1; Parenting 6; Total: 203; SPS: Accessing 5; Case Mgt 16; Emerg. Food 19; Backpacks 251; Teen Program 21; Senior Prg 18; Total: 330</p> <p>9/1/15 - 9/30/15 - SS: RSCCD-ESL 18; MediCal/FS 14; ACCESS 4; Nan's Kidz 6; YMCA 7; Senior Lunch 1; Crisis 6; Individual 5; Family 3; Parenting 1; WTLC Personal 11; Total: 76; SPS: Access 9; Case Mgt 6; Emerg Food 23; Employ.Asst 1; Total: 39</p> <p>10/1/15-10/31/15- SS: RSCCD-ESL 2; MediCal/FS 28; ACCESS 8; Nan's Kidz 2; YMCA 6; Senior Lunch 1; Crisis 3; Individual 2; Family 1; WTLC Personal 2; Total: 76; SPS: Access 4; Case Mgt 4; Emerg Food 21; Other Resources 5; Backpacks for Success 4; Senior 1; Total: 39</p> <p>11/1/15 - 11/30/15 - SS: WIC 16; MediCal/FS 6; YMCA 2; SeniorServ 1; Individual 6; Family 4; Group 10; Parenting 7; WTLC Personal 7; Total: 59; SPS: Access 5; Case Mgt 5; Emerg Food 39; Employment Asst 1; Other Resources 3; Thanksgiving Baskets 317; Teen 2; Senior 4; Total: 376 cw 1/6/16</p> <p>12/1/15 - 12/31/15 - SS: RSCCD-ESL 4; WIC 9; MediCal/FS 15; Individual 1; Parenting 1; WTLC Personal 3; Total: 33; SPS: Access 1; Emerg Food 19; Employment Asst 1; Backpacks 13; OC Toy 183, Senior 1; Total: 218 cw 2/11/16</p> <p>1/1/16 - 1/31/16 - SS: RSCCD-ESL 2; WIC 3; MediCal/FS 11; Individual 5; Family 3; , Group 3; Personal Empowerment 18; Total: 45; SPS: Access 6; Case Mgmt 2; Emerg Food 18; Resources 2; Total: 28 cw 2/29/16</p> <p>2/1/16 - 2/29/16 - SS: RSCCD-ESL 5; WIC 6; MediCal/FS 2; VITA Tax Asst 38; Karate 10; OC Dept of Education 6; YMCA 3; Individual 6; Family 7; , Group 3; Parenting 1; Personal Empowerment 5; Total: 92; SPS: Access 8; Case Mgmt 5; Emerg Food 8; Resources 3; Total: 24 cw 4/5/16</p> <p>3/1/16 - 3/31/16 - SS: RSCCD-ESL 1; WIC 11; MediCal/FS 17; VITA Tax Asst 80; OC Dept of Education 13; YMCA 4; Individual 5; Family 2; Parenting 2; Personal Empowerment 5; Total: 140; SPS: Access 11; Case Mgmt 12; Emerg Food 11; Emp Asst 4; Resources 1; Senior Prog 1 Total: 40 cw 4/25/16</p> <p>4/1/16 - 4/30/16 - SS: RSCCD-ESL 1; WIC 2; MediCal/FS 16; VITA Tax Asst 63; Karate 9; OC Dept of Education 3; YMCA 1; Individual 9; Family 2; Group 1; Parenting 2; Total: 109; SPS: Access 10; Case Mgmt 11; Emerg Food 6; Total: 27 cw 5/26/16</p> <p>5/1/16 - 5/31/16 - SS: WIC 7; MediCal/FS 10; OC Dept of Education 2; Individual 2; Parenting 1; WTLC Personal Empowerment 2; Total: 24; SPS: Access 2; Case Mgmt 14; Emerg Food 9; Support Resources 1; Total: 26 cw 6/24/16</p> <p>7/1/15 - 6/30/16 (Final GPR)- SS: RSCCD-ESL 48; WIC 108; MediCal/FS 118; VIT Tax Asst 181; Wells Fargo Financial Literacy 12; Karate Youth Program 82; OC Dept of Education 32; Grandma's House of Hope/Nana's Kids 21; YMCA of OC 56; 2nd Harvest Senior Lunch 93; Senior Serv 18; Crisis Counseling 26; Individual 41; Family 23; Group 17; Parenting 29; WTLC Personal Empowerment 61; Total: 966; SPS: Access 69; Case Mgmt 99; Emerg Food 209; Employment Asst 7; Resources 15; Thanksgiving Baskets 317; Backpacks 268; Toy Collaborative 183; Summer Camp K-5th 34; Summer Teen Camp 16; Teen Program 23; Senior Program 25; Total: 1,265 cw 7/26/16</p> <p>8/1/16 - Completed activity in IDIS. cw 8/1/16</p>	



U.S. Department of Housing and Urban Development
Office of Community Planning and Development
Integrated Disbursement and Information System
CDBG Activity Summary Report (GPR) for Program Year 2016
ORANGE COUNTY

Date: 07-Sep-2017
Time: 11:18
Page: 26

PGM Year: 2015
Project: 0031 - Fair Housing Education, Counseling, and Enforcement
IDIS Activity: 2103 - OC Fair Housing - Fair Housing Education, Counseling and Enforcement
Status: Completed 8/23/2016 2:29:51 PM
Location: ,
Objective:
Outcome:
Matrix Code: Fair Housing Activities (subject to 20% Admin Cap) (21D)
National Objective:

Initial Funding Date: 10/22/2015

Description:

Funds will be used to provide 1,800 low income people with fair housing education, counseling, enforcement services, and landlord-tenant counseling to households regarding fair housing laws or alleged discrimination.

Financing

	Fund Type	Grant Year	Grant	Funded Amount	Drawn In Program Year	Drawn Thru Program Year
CDBG	EN	Pre-2015		\$71,250.00	\$0.00	\$0.00
		2014	B14UC060504		\$0.00	\$71,250.00
Total	Total			\$71,250.00	\$0.00	\$71,250.00

Proposed Accomplishments

Actual Accomplishments

Number assisted:

	Owner		Renter		Total		Person	
	Total	Hispanic	Total	Hispanic	Total	Hispanic	Total	Hispanic
White:					0	0		
Black/African American:					0	0		
Asian:					0	0		
American Indian/Alaskan Native:					0	0		
Native Hawaiian/Other Pacific Islander:					0	0		
American Indian/Alaskan Native & White:					0	0		
Asian White:					0	0		
Black/African American & White:					0	0		
American Indian/Alaskan Native & Black/African American:					0	0		
Other multi-racial:					0	0		
Asian/Pacific Islander:					0	0		
Hispanic:					0	0		
Total:	0	0	0	0	0	0	0	0
Female-headed Households:					0			



U.S. Department of Housing and Urban Development
Office of Community Planning and Development
Integrated Disbursement and Information System
CDBG Activity Summary Report (GPR) for Program Year 2016
ORANGE COUNTY

Date: 07-Sep-2017

Time: 11:18

Page: 27

Income Category:

	Owner	Renter	Total	Person
Extremely Low			0	
Low Mod			0	
Moderate			0	
Non Low Moderate			0	
Total	0	0	0	0
Percent Low/Mod				

Annual Accomplishments

No data returned for this view. This might be because the applied filter excludes all data.



U.S. Department of Housing and Urban Development
Office of Community Planning and Development
Integrated Disbursement and Information System
CDBG Activity Summary Report (GPR) for Program Year 2016
ORANGE COUNTY

Date: 07-Sep-2017
Time: 11:18
Page: 28

PGM Year:	2015		
Project:	0013 - Year Round Emergency Shelter		
IDIS Activity:	2104 - OC Community Services - Year Round Emergency Shelter & Multi-Service Center		
Status:	Canceled 7/21/2016 5:08:25 PM	Objective:	Create suitable living environments
Location:	site in process of being acquired Anaheim, CA 92806	Outcome:	Availability/accessibility
		Matrix Code:	Homeless Facilities (not operating costs) (03C)
		National Objective:	LMC
Initial Funding Date:	10/22/2015		
Description:			
Funds will be used for the acquisition/rehabilitation of a facility(ies) for emergency shelter & multi-service center.			
Financing			
No data returned for this view. This might be because the applied filter excludes all data.			

Proposed Accomplishments

Public Facilities : 1

Actual Accomplishments

Number assisted:

	Owner		Renter		Total		Person	
	Total	Hispanic	Total	Hispanic	Total	Hispanic	Total	Hispanic
White:	0	0	0	0	0	0		0
Black/African American:	0	0	0	0	0	0	0	0
Asian:	0	0	0	0	0	0	0	0
American Indian/Alaskan Native:	0	0	0	0	0	0	0	0
Native Hawaiian/Other Pacific Islander:	0	0	0	0	0	0	0	0
American Indian/Alaskan Native & White:	0	0	0	0	0	0	0	0
Asian White:	0	0	0	0	0	0	0	0
Black/African American & White:	0	0	0	0	0	0	0	0
American Indian/Alaskan Native & Black/African American:	0	0	0	0	0	0	0	0
Other multi-racial:	0	0	0	0	0	0	0	0
Asian/Pacific Islander:	0	0	0	0	0	0	0	0



U.S. Department of Housing and Urban Development
Office of Community Planning and Development
Integrated Disbursement and Information System
CDBG Activity Summary Report (GPR) for Program Year 2016
ORANGE COUNTY

Date: 07-Sep-2017
Time: 11:18
Page: 29

Hispanic:	0	0	0	0	0	0	0	0
Total:	0	0	0	0	0	0	0	0

Female-headed Households:	0	0	0	0	0	0	0	0
---------------------------	---	---	---	---	---	---	---	---

Income Category:

	Owner	Renter	Total	Person
Extremely Low	0	0	0	0
Low Mod	0	0	0	0
Moderate	0	0	0	0
Non Low Moderate	0	0	0	0
Total	0	0	0	0
Percent Low/Mod				

Annual Accomplishments

Years	Accomplishment Narrative	# Benefitting
2015	7/1/15 - 6/30/16 - Project did not incur cost during this period and is being cancelled and reprogrammed to next fiscal year. On November 17, 2015, County of Orange Board of Supervisors (BOS) approved the purchase of the land (1000 N. Kraemer Pl, Anaheim) for use as an emergency shelter and multi-service center. In February 2016, a Finding of No Significant Impact/Request for Release of Funds will be published and on March 30, 2016 HUD executed an Authority to use Grant Funds for this public facilities and improvements activity. On May 10, 2016, BOS approved the issuance of an RFP to select an operator. The RFP was released on May 11, 2016 with applications due on June 20, 2016. Ranking of applicants are anticipated to be on the BOS agenda on September 13, 2016. We anticipate engaging an architect in January 2017 and a contractor in March 2017. The anticipated opening date for the emergency shelter/multi-service center is Fall 2017. cw 7/21/16	



U.S. Department of Housing and Urban Development
Office of Community Planning and Development
Integrated Disbursement and Information System
CDBG Activity Summary Report (GPR) for Program Year 2016
ORANGE COUNTY

Date: 07-Sep-2017
Time: 11:18
Page: 30

PGM Year: 2015
Project: 0012 - Neighborhood Preservation Program (OC Community Services)
IDIS Activity: 2105 - OC Community Services - Neighborhood Preservation Program

Status: Completed 8/1/2016 5:35:24 PM **Objective:** Provide decent affordable housing
Location: 16232 Rockaway Dr Placentia, CA 92870-3520 **Outcome:** Affordability
Matrix Code: Rehab; Single-Unit Residential (14A) **National Objective:** LMH

Initial Funding Date: 10/22/2015

Description:
Funds will be used for low-interest loans and grants to single family residence homeowners and mobile homeowners for the improvement of their primary residence.

Financing

	Fund Type	Grant Year	Grant	Funded Amount	Drawn In Program Year	Drawn Thru Program Year
CDBG	EN	2015	B15UC060504	\$18,653.59	\$0.00	\$18,653.59
	PI			\$2,972.08	\$0.00	\$2,972.08
Total	Total			\$21,625.67	\$0.00	\$21,625.67

Proposed Accomplishments

Housing Units : 7

Actual Accomplishments

Number assisted:

	Owner		Renter		Total		Person	
	Total	Hispanic	Total	Hispanic	Total	Hispanic	Total	Hispanic
White:	1	0	0	0	1	0	0	0
Black/African American:	0	0	0	0	0	0	0	0
Asian:	0	0	0	0	0	0	0	0
American Indian/Alaskan Native:	0	0	0	0	0	0	0	0
Native Hawaiian/Other Pacific Islander:	0	0	0	0	0	0	0	0
American Indian/Alaskan Native & White:	0	0	0	0	0	0	0	0
Asian White:	0	0	0	0	0	0	0	0
Black/African American & White:	0	0	0	0	0	0	0	0
American Indian/Alaskan Native & Black/African American:	0	0	0	0	0	0	0	0
Other multi-racial:	0	0	0	0	0	0	0	0
Asian/Pacific Islander:	0	0	0	0	0	0	0	0
Hispanic:	0	0	0	0	0	0	0	0
Total:	1	0	0	0	1	0	0	0

Female-headed Households:

0 0 0



U.S. Department of Housing and Urban Development
Office of Community Planning and Development
Integrated Disbursement and Information System
CDBG Activity Summary Report (GPR) for Program Year 2016
ORANGE COUNTY

Date: 07-Sep-2017

Time: 11:18

Page: 31

Income Category:

	Owner	Renter	Total	Person
Extremely Low	0	0	0	0
Low Mod	1	0	1	0
Moderate	0	0	0	0
Non Low Moderate	0	0	0	0
Total	1	0	1	0
Percent Low/Mod	100.0%		100.0%	

Annual Accomplishments

Years	Accomplishment Narrative	# Benefitting
2015	7/1/15 - 6/30/16 (Final GRR) - Completed one roof grant. Completed activity in IDIS. Reprogrammed \$57,874.33. cw 8/1/16	



U.S. Department of Housing and Urban Development
Office of Community Planning and Development
Integrated Disbursement and Information System
CDBG Activity Summary Report (GPR) for Program Year 2016
ORANGE COUNTY

Date: 07-Sep-2017
Time: 11:18
Page: 32

PGM Year: 2015
Project: 0019 - Community Center Improvements (County)
IDIS Activity: 2106 - OC Community Services - Community Center Improvements

Status: Completed 3/3/2017 5:41:51 PM
Location: 14900 Park Ln 18672 E. Center, Orange Midway City, CA 92655-1128

Objective: Create suitable living environments
Outcome: Availability/accessibility
Matrix Code: Neighborhood Facilities (03E) **National Objective:** LMA

Initial Funding Date: 10/22/2015

Description:

Funds will be used for improvements for County owned facilities.

Financing

	Fund Type	Grant Year	Grant	Funded Amount	Drawn In Program Year	Drawn Thru Program Year
CDBG	EN	Pre-2015		\$65,227.37	\$0.00	\$0.00
		2014	B14UC060504		\$53,544.36	\$65,227.37
		2015	B15UC060504	\$4,938.31	\$2,238.31	\$4,938.31
	PI			\$9,270.58	\$0.00	\$9,270.58
Total	Total			\$79,436.26	\$55,782.67	\$79,436.26

Proposed Accomplishments

Public Facilities : 2

Total Population in Service Area: 12,660

Census Tract Percent Low / Mod: 60.35

Annual Accomplishments

Years	Accomplishment Narrative	# Benefitting
2015	Reprogrammed funds from PY2014 activity was added in the amount of \$65,227.37. cw 11/5/15 7/1/15 - 6/30/16 - El Modena Community Center Improvements - restroom/toilet improvement, A/C improvements, safety issue with parking lot lighting and commercial oven and refrigeration unit, HVAC equipment improvements, Roofing and window improvements, water heater improvements, and electrical safety issue. Midway City Community Center - A/C improvements, parking lot safety improvements, interior minor improvements to dining hall, flooring, doors and exterior of building, patio cover improvements, electrical panel box improvements, restroom improvements, kitchen plumbing improvements, HVAC improvements, window improvements, ADA ramp improvements. cw 8/22/16 Closed out in IDIS and reprogrammed \$33,491.11. cw 3/3/17	



U.S. Department of Housing and Urban Development
Office of Community Planning and Development
Integrated Disbursement and Information System
CDBG Activity Summary Report (GPR) for Program Year 2016
ORANGE COUNTY

Date: 07-Sep-2017
Time: 11:18
Page: 33

PGM Year:	2015		
Project:	0001 - Armory Emergency Shelter (CDBG)		
IDIS Activity:	2107 - Mercy House - Armory Emergency Shelter Program		
Status:	Completed 8/22/2016 12:00:00 AM	Objective:	Create suitable living environments
Location:	612 E Warner Ave 400 S. Brookhurst, Fullerton, CA 92833 Santa Ana, CA 92707-2941	Outcome:	Availability/accessibility
		Matrix Code:	Operating Costs of Homeless/AIDS Patients Programs (03T)
		National Objective:	LMC
Initial Funding Date:	10/22/2015		

Description:
Funds will be used to provide support services and operations of Homeless Emergency Shelter facilities; such as providing support services for homeless clients by providing shelter, staff, transportation, security, meals, insurance, equipment and supplies, and other related operating costs and expanded supportive services.

Financing

	Fund Type	Grant Year	Grant	Funded Amount	Drawn In Program Year	Drawn Thru Program Year
CDBG	EN	2015	B15UC060504	\$209,941.99	\$0.00	\$209,941.99
Total	Total			\$209,941.99	\$0.00	\$209,941.99

Proposed Accomplishments

People (General) : 1,800

Actual Accomplishments

Number assisted:

	Owner		Renter		Total		Person	
	Total	Hispanic	Total	Hispanic	Total	Hispanic	Total	Hispanic
White:	0	0	0	0	0	0	822	146
Black/African American:	0	0	0	0	0	0	187	3
Asian:	0	0	0	0	0	0	42	1
American Indian/Alaskan Native:	0	0	0	0	0	0	172	155
Native Hawaiian/Other Pacific Islander:	0	0	0	0	0	0	34	12
American Indian/Alaskan Native & White:	0	0	0	0	0	0	28	18
Asian White:	0	0	0	0	0	0	5	0
Black/African American & White:	0	0	0	0	0	0	5	0
American Indian/Alaskan Native & Black/African American:	0	0	0	0	0	0	0	0
Other multi-racial:	0	0	0	0	0	0	151	83
Asian/Pacific Islander:	0	0	0	0	0	0	0	0
Hispanic:	0	0	0	0	0	0	0	0
Total:	0	0	0	0	0	0	1,446	418
Female-headed Households:	0		0		0			



U.S. Department of Housing and Urban Development
Office of Community Planning and Development
Integrated Disbursement and Information System
CDBG Activity Summary Report (GPR) for Program Year 2016
ORANGE COUNTY

Date: 07-Sep-2017
Time: 11:18
Page: 34

Income Category:

	Owner	Renter	Total	Person
Extremely Low	0	0	0	1,446
Low Mod	0	0	0	0
Moderate	0	0	0	0
Non Low Moderate	0	0	0	0
Total	0	0	0	1,446
Percent Low/Mod				100.0%

Annual Accomplishments

Years	Accomplishment Narrative	# Benefitting
2015	7/1/15 - 7/30/15 - Armory Emergency Shelter has not opened for the season. Staff is preparing for the shelter to open in the upcoming winter season. cw 4/5/16 8/1/15 - 8/31/15 - Armory Emergency Shelter programs have not opened up for the season. Staff continues to prepare for the upcoming winter season. cw 4/5/16 9/1/15 - 9/30/15 - Armory Emergency Shelter programs have not opened up for the season. Staff continues to prepare for the upcoming winter season. cw 4/5/16 10/1/15 - 10/31/15 - Armory Emergency Shelter programs have not opened up for the season. Staff continues to prepare for the upcoming winter season. cw 4/5/16 11/1/15 - 11/30/15 - Armory Emergency Shelter programs opened up for the season on November 30, 2015. December reporting will reflect new client numbers for this program. cw 4/5/16 12/1/15 - 12/31/15 - Armory Emergency Shelter programs assisted 781 clients, including 637 individuals in the month of December. cw 4/5/16 1/1/16 - 1/31/16 - Armory Emergency Shelter program assisted 1,184 clients, including 404 individuals in the month of January. cw 4/5/16 2/1/16 - 2/29/16 (Final for CDBG funds)- Armory Emergency Shelter programs assisted 1,446 clients, including 262 individuals in the month of February. CDBG funds have been fully expended. cw 4/5/16	



U.S. Department of Housing and Urban Development
Office of Community Planning and Development
Integrated Disbursement and Information System
CDBG Activity Summary Report (GPR) for Program Year 2016
ORANGE COUNTY

Date: 07-Sep-2017
Time: 11:18
Page: 35

PGM Year: 2015
Project: 0032 - Administration (CDBG)
IDIS Activity: 2110 - OC Community Services - CDBG Administration

Status: Completed 9/19/2016 1:45:58 PM
Location: ,

Objective:
Outcome:
Matrix Code: General Program Administration (21A) **National Objective:**

Initial Funding Date: 10/22/2015

Description:

Funds will be utilized for administration of HUD-sponsored Urban County program.
Includes salaries, benefits, supplies, and materials.

Financing

	Fund Type	Grant Year	Grant	Funded Amount	Drawn In Program Year	Drawn Thru Program Year
CDBG	EN	2015	B15UC060504	\$317,008.83	\$0.00	\$317,008.83
	PI			\$166,930.51	\$0.00	\$166,930.51
Total	Total			\$483,939.34	\$0.00	\$483,939.34

Proposed Accomplishments

Actual Accomplishments

Number assisted:

	Owner		Renter		Total		Person	
	Total	Hispanic	Total	Hispanic	Total	Hispanic	Total	Hispanic
White:					0	0		
Black/African American:					0	0		
Asian:					0	0		
American Indian/Alaskan Native:					0	0		
Native Hawaiian/Other Pacific Islander:					0	0		
American Indian/Alaskan Native & White:					0	0		
Asian White:					0	0		
Black/African American & White:					0	0		
American Indian/Alaskan Native & Black/African American:					0	0		
Other multi-racial:					0	0		
Asian/Pacific Islander:					0	0		
Hispanic:					0	0		
Total:	0	0	0	0	0	0	0	0
Female-headed Households:					0			



U.S. Department of Housing and Urban Development
Office of Community Planning and Development
Integrated Disbursement and Information System
CDBG Activity Summary Report (GPR) for Program Year 2016
ORANGE COUNTY

Date: 07-Sep-2017

Time: 11:18

Page: 36

Income Category:

	Owner	Renter	Total	Person
Extremely Low			0	
Low Mod			0	
Moderate			0	
Non Low Moderate			0	
Total	0	0	0	0
Percent Low/Mod				

Annual Accomplishments

No data returned for this view. This might be because the applied filter excludes all data.



U.S. Department of Housing and Urban Development
Office of Community Planning and Development
Integrated Disbursement and Information System
CDBG Activity Summary Report (GPR) for Program Year 2016
ORANGE COUNTY

Date: 07-Sep-2017
Time: 11:18
Page: 37

PGM Year: 2015
Project: 0034 - Administration-Aliso Viejo (CDBG)
IDIS Activity: 2113 - Administration - City of Aliso Viejo

Status: Completed 8/1/2016 5:06:20 PM
Location: ,

Objective:
Outcome:
Matrix Code: General Program Administration (21A) **National Objective:**

Initial Funding Date: 10/28/2015

Description:

Funds will be used to administration of the City of Aliso Viejo HUD-sponsored programs and activities.

Financing

	Fund Type	Grant Year	Grant	Funded Amount	Drawn In Program Year	Drawn Thru Program Year
CDBG	PI			\$17,831.00	\$0.00	\$17,831.00
Total	Total			\$17,831.00	\$0.00	\$17,831.00

Proposed Accomplishments

Actual Accomplishments

Number assisted:

	Owner		Renter		Total		Person	
	Total	Hispanic	Total	Hispanic	Total	Hispanic	Total	Hispanic
White:					0	0		
Black/African American:					0	0		
Asian:					0	0		
American Indian/Alaskan Native:					0	0		
Native Hawaiian/Other Pacific Islander:					0	0		
American Indian/Alaskan Native & White:					0	0		
Asian White:					0	0		
Black/African American & White:					0	0		
American Indian/Alaskan Native & Black/African American:					0	0		
Other multi-racial:					0	0		
Asian/Pacific Islander:					0	0		
Hispanic:					0	0		
Total:	0	0	0	0	0	0	0	0

Female-headed Households:

0

Income Category:

Owner Renter Total Person



U.S. Department of Housing and Urban Development
Office of Community Planning and Development
Integrated Disbursement and Information System
CDBG Activity Summary Report (GPR) for Program Year 2016
ORANGE COUNTY

Date: 07-Sep-2017

Time: 11:18

Page: 38

Extremely Low			0	
Low Mod			0	
Moderate			0	
Non Low Moderate			0	
Total	0	0	0	0
Percent Low/Mod				

Annual Accomplishments

No data returned for this view. This might be because the applied filter excludes all data.



U.S. Department of Housing and Urban Development
Office of Community Planning and Development
Integrated Disbursement and Information System
CDBG Activity Summary Report (GPR) for Program Year 2016
ORANGE COUNTY

Date: 07-Sep-2017
Time: 11:18
Page: 39

PGM Year: 2015
Project: 0033 - Administration-Metro Cities (CDBG)
IDIS Activity: 2114 - Administration - County Admin for Aliso Viejo

Status: Completed 8/2/2016 12:34:56 PM
Location: ,

Objective:
Outcome:
Matrix Code: General Program Administration (21A) **National Objective:**

Initial Funding Date: 10/28/2015

Description:

Funds will be used for County's administration of City of Aliso Viejo HUD-sponsored programs, CAPER and ConPlan and AI.

Financing

	Fund Type	Grant Year	Grant	Funded Amount	Drawn In Program Year	Drawn Thru Program Year
CDBG	EN	2015	B15UC060504	\$13,912.67	\$0.00	\$13,912.67
	PI			\$11,218.33	\$0.00	\$11,218.33
Total	Total			\$25,131.00	\$0.00	\$25,131.00

Proposed Accomplishments

Actual Accomplishments

Number assisted:

	Owner		Renter		Total		Person	
	Total	Hispanic	Total	Hispanic	Total	Hispanic	Total	Hispanic
White:					0	0		
Black/African American:					0	0		
Asian:					0	0		
American Indian/Alaskan Native:					0	0		
Native Hawaiian/Other Pacific Islander:					0	0		
American Indian/Alaskan Native & White:					0	0		
Asian White:					0	0		
Black/African American & White:					0	0		
American Indian/Alaskan Native & Black/African American:					0	0		
Other multi-racial:					0	0		
Asian/Pacific Islander:					0	0		
Hispanic:					0	0		
Total:	0	0	0	0	0	0	0	0
Female-headed Households:					0			



U.S. Department of Housing and Urban Development
Office of Community Planning and Development
Integrated Disbursement and Information System
CDBG Activity Summary Report (GPR) for Program Year 2016
ORANGE COUNTY

Date: 07-Sep-2017

Time: 11:18

Page: 40

Income Category:

	Owner	Renter	Total	Person
Extremely Low			0	
Low Mod			0	
Moderate			0	
Non Low Moderate			0	
Total	0	0	0	0
Percent Low/Mod				

Annual Accomplishments

No data returned for this view. This might be because the applied filter excludes all data.



U.S. Department of Housing and Urban Development
Office of Community Planning and Development
Integrated Disbursement and Information System
CDBG Activity Summary Report (GPR) for Program Year 2016
ORANGE COUNTY

Date: 07-Sep-2017
Time: 11:18
Page: 41

PGM Year: 2015
Project: 0021 - Curb Ramps Project (Aliso Viejo)
IDIS Activity: 2115 - City of Aliso Viejo - 2015 CDBG Curb Ramps Program

Status: Completed 8/1/2016 5:22:08 PM
Location: 49 Oak View Dr various locations within City Aliso Viejo, CA 92656-8046

Objective: Create suitable living environments
Outcome: Availability/accessibility
Matrix Code: Street Improvements (03K) **National Objective:** LMC

Initial Funding Date: 10/28/2015

Description:

Funds will be used for contruction of curb ramps including bilding new curb ramps at locations lacking curb ramps and the removal and replacement of existing curb ramps with current up to date ramps per Caltrans specifications.
Also includes the retrofitting 8 curb ramps which includes the installation of truncated domes at existing ramps locations.

Financing

	Fund Type	Grant Year	Grant	Funded Amount	Drawn In Program Year	Drawn Thru Program Year
CDBG	EN	2015	B15UC060504	\$142,470.14	\$0.00	\$142,470.14
	PI			\$29,381.86	\$0.00	\$29,381.86
Total	Total			\$171,852.00	\$0.00	\$171,852.00

Proposed Accomplishments

People (General) : 2,500

Actual Accomplishments

Number assisted:

	Owner		Renter		Total		Person	
	Total	Hispanic	Total	Hispanic	Total	Hispanic	Total	Hispanic
White:	0	0	0	0	0	0	2,038	288
Black/African American:	0	0	0	0	0	0	68	0
Asian:	0	0	0	0	0	0	387	0
American Indian/Alaskan Native:	0	0	0	0	0	0	7	0
Native Hawaiian/Other Pacific Islander:	0	0	0	0	0	0	0	0
American Indian/Alaskan Native & White:	0	0	0	0	0	0	0	0
Asian White:	0	0	0	0	0	0	0	0
Black/African American & White:	0	0	0	0	0	0	0	0
American Indian/Alaskan Native & Black/African American:	0	0	0	0	0	0	0	0
Other multi-racial:	0	0	0	0	0	0	0	0
Asian/Pacific Islander:	0	0	0	0	0	0	0	0
Hispanic:	0	0	0	0	0	0	0	0
Total:	0	0	0	0	0	0	2,500	288



U.S. Department of Housing and Urban Development
Office of Community Planning and Development
Integrated Disbursement and Information System
CDBG Activity Summary Report (GPR) for Program Year 2016
ORANGE COUNTY

Date: 07-Sep-2017
Time: 11:18
Page: 42

Female-headed Households:

0 0 0

Income Category:

	Owner	Renter	Total	Person
Extremely Low	0	0	0	0
Low Mod	0	0	0	2,500
Moderate	0	0	0	0
Non Low Moderate	0	0	0	0
Total	0	0	0	2,500
Percent Low/Mod				100.0%

Annual Accomplishments

Years	Accomplishment Narrative	# Benefitting
2015	7/1/15 - 9/30/15 - An ad requesting bid packages for the proposed work was published on September 24, 2015. Bid package responses are due back to the City by October 22, 2015. cw 11/5/15 10/1/15 - completion (Final GPR) - Constructed and retrofited 52 curb ramp locations to meet ADA specifications benefiting the elderly and severely disabled as it promoted a full transit network and provided safe access to pedestrians. cw 5/5/16 8/1/16 - Completed activity in IDIS. cw 8/1/16	



U.S. Department of Housing and Urban Development
Office of Community Planning and Development
Integrated Disbursement and Information System
CDBG Activity Summary Report (GPR) for Program Year 2016
ORANGE COUNTY

Date: 07-Sep-2017

Time: 11:18

Page: 43

PGM Year:	2015				
Project:	0022 - Neighborhood Services (Placentia)				
IDIS Activity:	2116 - City of Placentia - Public Services Neighborhood Services				
Status:	Completed 8/17/2016 11:00:23 AM	Objective:	Create suitable living environments		
Location:	900B S Melrose St Placentia, CA 92870-7117	Outcome:	Availability/accessibility		
		Matrix Code:	Public Services (General) (05)	National Objective:	LMC

Initial Funding Date: 10/28/2015

Description:

Funds will be used for operations and support staff in the Neighborhood Services Division for various food distribution programs and coordinating services for low income residents including direct assistance with the completion, review, and translation of public assistance forms including immigration documents, employment forms legal aid, housing and medical services.

Financing

	Fund Type	Grant Year	Grant	Funded Amount	Drawn In Program Year	Drawn Thru Program Year
CDBG	EN	2015	B15UC060504	\$26,842.00	\$0.00	\$26,842.00
Total	Total			\$26,842.00	\$0.00	\$26,842.00

Proposed Accomplishments

People (General) : 11,700

Actual Accomplishments

Number assisted:

	Owner		Renter		Total		Person	
	Total	Hispanic	Total	Hispanic	Total	Hispanic	Total	Hispanic
White:	0	0	0	0	0	0	1,401	1,302
Black/African American:	0	0	0	0	0	0	24	0
Asian:	0	0	0	0	0	0	10	0
American Indian/Alaskan Native:	0	0	0	0	0	0	2	0
Native Hawaiian/Other Pacific Islander:	0	0	0	0	0	0	5	0
American Indian/Alaskan Native & White:	0	0	0	0	0	0	0	0
Asian White:	0	0	0	0	0	0	0	0
Black/African American & White:	0	0	0	0	0	0	0	0
American Indian/Alaskan Native & Black/African American:	0	0	0	0	0	0	0	0
Other multi-racial:	0	0	0	0	0	0	22	0
Asian/Pacific Islander:	0	0	0	0	0	0	0	0
Hispanic:	0	0	0	0	0	0	0	0
Total:	0	0	0	0	0	0	1,464	1,302



U.S. Department of Housing and Urban Development
Office of Community Planning and Development
Integrated Disbursement and Information System
CDBG Activity Summary Report (GPR) for Program Year 2016
ORANGE COUNTY

Date: 07-Sep-2017
Time: 11:18
Page: 44

Female-headed Households:

0 0 0

Income Category:

	Owner	Renter	Total	Person
Extremely Low	0	0	0	0
Low Mod	0	0	0	1,464
Moderate	0	0	0	0
Non Low Moderate	0	0	0	0
Total	0	0	0	1,464
Percent Low/Mod				100.0%

Annual Accomplishments

Years	Accomplishment Narrative	# Benefitting
2015	7/1/16 - 6/30/16 (Final GPR) - Funds were used to support the various food programs and health services referral. Also, provided fee child care for those attending various classes and workshops on health, social services, and employment. Served 1,464 people. cw 8/4/16 Completed activity in IDIS. Expended all funds. cw 8/17/16	



U.S. Department of Housing and Urban Development
Office of Community Planning and Development
Integrated Disbursement and Information System
CDBG Activity Summary Report (GPR) for Program Year 2016
ORANGE COUNTY

Date: 07-Sep-2017
Time: 11:18
Page: 45

PGM Year: 2015
Project: 0023 - Senior Services (Placentia)
IDIS Activity: 2117 - City of Placentia - Public Services-Senior Services

Status: Completed 8/17/2016 12:00:00 AM
Location: 143 S Bradford Ave Placentia, CA 92870-5614

Objective: Create suitable living environments
Outcome: Availability/accessibility
Matrix Code: Senior Services (05A)

National Objective: LMC

Initial Funding Date: 10/28/2015

Description:

Funds will be used for city staff to provide nutritional meals to older adult though the Senior Lunch Program.

Financing

	Fund Type	Grant Year	Grant	Funded Amount	Drawn In Program Year	Drawn Thru Program Year
CDBG	EN	2015	B15UC060504	\$40,000.00	\$0.00	\$40,000.00
Total	Total			\$40,000.00	\$0.00	\$40,000.00

Proposed Accomplishments

People (General) : 430

Actual Accomplishments

Number assisted:

	Owner		Renter		Total		Person	
	Total	Hispanic	Total	Hispanic	Total	Hispanic	Total	Hispanic
White:	0	0	0	0	0	0	9,844	9,146
Black/African American:	0	0	0	0	0	0	164	0
Asian:	0	0	0	0	0	0	70	0
American Indian/Alaskan Native:	0	0	0	0	0	0	14	0
Native Hawaiian/Other Pacific Islander:	0	0	0	0	0	0	30	0
American Indian/Alaskan Native & White:	0	0	0	0	0	0	0	0
Asian White:	0	0	0	0	0	0	0	0
Black/African American & White:	0	0	0	0	0	0	0	0
American Indian/Alaskan Native & Black/African American:	0	0	0	0	0	0	0	0
Other multi-racial:	0	0	0	0	0	0	154	0
Asian/Pacific Islander:	0	0	0	0	0	0	0	0
Hispanic:	0	0	0	0	0	0	0	0
Total:	0	0	0	0	0	0	10,276	9,146
Female-headed Households:	0		0		0			



U.S. Department of Housing and Urban Development
Office of Community Planning and Development
Integrated Disbursement and Information System
CDBG Activity Summary Report (GPR) for Program Year 2016
ORANGE COUNTY

Date: 07-Sep-2017

Time: 11:18

Page: 46

Income Category:

	Owner	Renter	Total	Person
Extremely Low	0	0	0	10,276
Low Mod	0	0	0	0
Moderate	0	0	0	0
Non Low Moderate	0	0	0	0
Total	0	0	0	10,276
Percent Low/Mod				100.0%

Annual Accomplishments

Years	Accomplishment Narrative	# Benefitting
2015	7/1/15 - 6/30/16 (Final GPR) - Funds have been used to assist with providing nutritional meals to all older adults ages 60 and over through the Senior Lunch Program. cw 8/2/16 Completed activity in IDIS. Expended all funds. cw 8/17/16	



U.S. Department of Housing and Urban Development
Office of Community Planning and Development
Integrated Disbursement and Information System
CDBG Activity Summary Report (GPR) for Program Year 2016
ORANGE COUNTY

Date: 07-Sep-2017
Time: 11:18
Page: 47

PGM Year: 2015
Project: 0024 - Single Family Rehabilitation Grant Program (Placentia)
IDIS Activity: 2118 - City of Placentia - SF Rehabilitation Grant Program

Status: Completed 3/15/2017 6:27:02 PM
Location: 161 E Orangethorpe Ave Spc 46 Placentia, CA 92870-6429

Objective: Provide decent affordable housing
Outcome: Affordability
Matrix Code: Rehab; Single-Unit Residential (14A) **National Objective:** LMH

Initial Funding Date: 10/28/2015

Description:

Funds will be used to assist low and moderate-income qualified home owners by replacing roofs, ADA accessibility, energy efficiency improvements, window replacement, painting and graffiti removal from private properties.

Financing

	Fund Type	Grant Year	Grant	Funded Amount	Drawn In Program Year	Drawn Thru Program Year
CDBG	EN	2015	B15UC060504	\$60,000.00	\$60,000.00	\$60,000.00
Total	Total			\$60,000.00	\$60,000.00	\$60,000.00

Proposed Accomplishments

Housing Units : 4

Actual Accomplishments

Number assisted:

	Owner		Renter		Total		Person	
	Total	Hispanic	Total	Hispanic	Total	Hispanic	Total	Hispanic
White:	5	3	0	0	5	3	0	0
Black/African American:	0	0	0	0	0	0	0	0
Asian:	0	0	0	0	0	0	0	0
American Indian/Alaskan Native:	0	0	0	0	0	0	0	0
Native Hawaiian/Other Pacific Islander:	0	0	0	0	0	0	0	0
American Indian/Alaskan Native & White:	0	0	0	0	0	0	0	0
Asian White:	0	0	0	0	0	0	0	0
Black/African American & White:	0	0	0	0	0	0	0	0
American Indian/Alaskan Native & Black/African American:	0	0	0	0	0	0	0	0
Other multi-racial:	0	0	0	0	0	0	0	0
Asian/Pacific Islander:	0	0	0	0	0	0	0	0
Hispanic:	0	0	0	0	0	0	0	0
Total:	5	3	0	0	5	3	0	0
Female-headed Households:	3		0		3			



U.S. Department of Housing and Urban Development
Office of Community Planning and Development
Integrated Disbursement and Information System
CDBG Activity Summary Report (GPR) for Program Year 2016
ORANGE COUNTY

Date: 07-Sep-2017

Time: 11:18

Page: 48

Income Category:

	Owner	Renter	Total	Person
Extremely Low	3	0	3	0
Low Mod	2	0	2	0
Moderate	0	0	0	0
Non Low Moderate	0	0	0	0
Total	5	0	5	0
Percent Low/Mod	100.0%		100.0%	

Annual Accomplishments

Years	Accomplishment Narrative	# Benefitting
2015	Status from City - 5 applications are currently being reviewed, contract has been extended. cw 8/25/16	
	7/1/15 - 12-31-15 (Final GPR) - A total of five (5) housing rehabilitation grants were completed. cw 3/1/17	



U.S. Department of Housing and Urban Development
Office of Community Planning and Development
Integrated Disbursement and Information System
CDBG Activity Summary Report (GPR) for Program Year 2016
ORANGE COUNTY

Date: 07-Sep-2017
Time: 11:18
Page: 49

PGM Year: 2015
Project: 0025 - Pedestrian Accessibility and Improvement Project Phase IV (Placentia)
IDIS Activity: 2121 - City of Placentia - Pedestrian Accessibility and Improvements Phase IV

Status: Completed 3/14/2017 11:19:08 AM
Location: 201 N Bradford Ave Placentia, CA 92870-5650

Objective: Create suitable living environments
Outcome: Availability/accessibility
Matrix Code: Sidewalks (03L)
National Objective: LMA

Initial Funding Date: 10/28/2015

Description:

Funds will be used to assist the City's low to moderate-income target areas by constructing: 1) 18 curb ramps, 2) 22,500 square feet of sidewalk and 3) 126 linear feet of curb and gutter.

Financing

	Fund Type	Grant Year	Grant	Funded Amount	Drawn In Program Year	Drawn Thru Program Year
CDBG	EN	2015	B15UC060504	\$50,000.00	\$50,000.00	\$50,000.00
Total	Total			\$50,000.00	\$50,000.00	\$50,000.00

Proposed Accomplishments

People (General) : 8,600
Total Population in Service Area: 12,130
Census Tract Percent Low / Mod: 81.99

Annual Accomplishments

Years	Accomplishment Narrative	# Benefitting
2015	Current status - Bid package has been completed and will go out to bid on September 1, 2016. Project has been extended through December 2016. cw 8/25/16	
	June 1, 2016 - 12/31/2016 (final) - On May 3, 2016, City Council awarded a contract to EBS General Engineering for the Pedestrian Access. Improvements Project Phase IV. A notice of completion was issued by City Council on September 6, 2016. The project is complete. All funds have been expended. cw 2/27/17	



U.S. Department of Housing and Urban Development
Office of Community Planning and Development
Integrated Disbursement and Information System
CDBG Activity Summary Report (GPR) for Program Year 2016
ORANGE COUNTY

Date: 07-Sep-2017
Time: 11:18
Page: 50

PGM Year:	2015		
Project:	0026 - Neighborhood Facility Improvement Project (Placentia)		
IDIS Activity:	2123 - City of Placentia - Neighborhood Facility Improvement Project		
Status:	Completed 4/17/2017 2:08:49 PM	Objective:	Create suitable living environments
Location:	201 N Bradford Ave Placentia, CA 92870-5650	Outcome:	Availability/accessibility
		Matrix Code:	Neighborhood Facilities (03E)
		National Objective:	LMA

Initial Funding Date: 10/28/2015

Description:

Funds will be used to improve the Backs Community Center by providing ADA accessible sinks, and tilets, ADA accessible restroom stalls and flooring and improvements to doors and entryways.

Financing

	Fund Type	Grant Year	Grant	Funded Amount	Drawn In Program Year	Drawn Thru Program Year
CDBG	EN	2015	B15UC060504	\$140,467.00	\$140,467.00	\$140,467.00
Total	Total			\$140,467.00	\$140,467.00	\$140,467.00

Proposed Accomplishments

Public Facilities : 1

Total Population in Service Area: 12,130

Census Tract Percent Low / Mod: 81.99

Annual Accomplishments

Years	Accomplishment Narrative	# Benefitting
2015	Current status - Preconstruction meeting was held on 6/1/16, project is underway. Contract has been extended through December 2016. cw 8/25/16	
	6/1/16 - 12/31/16 (Final) - On October 18, 2016, Placentia City Council awarded a contract to St. George Groups, Inc. for the PFI Neighborhood Improvement Project at hte Backs Community Building. The CDBG funds have been expended for this project. cw 2/23/17	
	4/17/17 - Closed out in IDIS. City reprogrammed \$13,835 to next fiscal year. cw 4/17/17	



U.S. Department of Housing and Urban Development
Office of Community Planning and Development
Integrated Disbursement and Information System
CDBG Activity Summary Report (GPR) for Program Year 2016
ORANGE COUNTY

Date: 07-Sep-2017
Time: 11:18
Page: 51

PGM Year: 2015
Project: 0035 - Administration-Placentia (CDBG)
IDIS Activity: 2124 - City of Placentia - Administration

Status: Completed 8/17/2016 11:20:41 AM
Location: ,

Objective:
Outcome:
Matrix Code: General Program Administration (21A) **National Objective:**

Initial Funding Date: 06/08/2016

Description:

Funds will be used to administration of the City of Placentia HUD-sponsored programs and activities.

Financing

	Fund Type	Grant Year	Grant	Funded Amount	Drawn In Program Year	Drawn Thru Program Year
CDBG	EN	2015	B15UC060504	\$39,212.00	\$0.00	\$39,212.00
Total	Total			\$39,212.00	\$0.00	\$39,212.00

Proposed Accomplishments

Actual Accomplishments

Number assisted:

	Owner		Renter		Total		Person	
	Total	Hispanic	Total	Hispanic	Total	Hispanic	Total	Hispanic
White:					0	0		
Black/African American:					0	0		
Asian:					0	0		
American Indian/Alaskan Native:					0	0		
Native Hawaiian/Other Pacific Islander:					0	0		
American Indian/Alaskan Native & White:					0	0		
Asian White:					0	0		
Black/African American & White:					0	0		
American Indian/Alaskan Native & Black/African American:					0	0		
Other multi-racial:					0	0		
Asian/Pacific Islander:					0	0		
Hispanic:					0	0		
Total:	0	0	0	0	0	0	0	0

Female-headed Households: 0

Income Category:

Owner Renter Total Person



U.S. Department of Housing and Urban Development
Office of Community Planning and Development
Integrated Disbursement and Information System
CDBG Activity Summary Report (GPR) for Program Year 2016
ORANGE COUNTY

Date: 07-Sep-2017

Time: 11:18

Page: 52

Extremely Low			0	
Low Mod			0	
Moderate			0	
Non Low Moderate			0	
Total	0	0	0	0
Percent Low/Mod				

Annual Accomplishments

No data returned for this view. This might be because the applied filter excludes all data.



U.S. Department of Housing and Urban Development
Office of Community Planning and Development
Integrated Disbursement and Information System
CDBG Activity Summary Report (GPR) for Program Year 2016
ORANGE COUNTY

Date: 07-Sep-2017

Time: 11:18

Page: 53

PGM Year: 2015
Project: 0033 - Administration-Metro Cities (CDBG)
IDIS Activity: 2125 - City of Placentia - County Administration for Placentia

Status: Completed 8/2/2016 3:03:14 PM

Location: ,

Objective:

Outcome:

Matrix Code: General Program Administration (21A)

National Objective:

Initial Funding Date: 11/03/2015

Description:

Funds will be used for County's administration of City of Placentia HUD-sponsored programs, CAPER and ConPlan and AI.

Financing

	Fund Type	Grant Year	Grant	Funded Amount	Drawn In Program Year	Drawn Thru Program Year
CDBG	EN	2015	B15UC060504	\$48,047.26	\$0.00	\$48,047.26
	PI			\$1,864.74	\$0.00	\$1,864.74
Total	Total			\$49,912.00	\$0.00	\$49,912.00

Proposed Accomplishments

Actual Accomplishments

Number assisted:

	Owner		Renter		Total		Person	
	Total	Hispanic	Total	Hispanic	Total	Hispanic	Total	Hispanic
White:					0	0		
Black/African American:					0	0		
Asian:					0	0		
American Indian/Alaskan Native:					0	0		
Native Hawaiian/Other Pacific Islander:					0	0		
American Indian/Alaskan Native & White:					0	0		
Asian White:					0	0		
Black/African American & White:					0	0		
American Indian/Alaskan Native & Black/African American:					0	0		
Other multi-racial:					0	0		
Asian/Pacific Islander:					0	0		
Hispanic:					0	0		
Total:	0	0	0	0	0	0	0	0
Female-headed Households:					0			



U.S. Department of Housing and Urban Development
Office of Community Planning and Development
Integrated Disbursement and Information System
CDBG Activity Summary Report (GPR) for Program Year 2016
ORANGE COUNTY

Date: 07-Sep-2017

Time: 11:18

Page: 54

Income Category:

	Owner	Renter	Total	Person
Extremely Low			0	
Low Mod			0	
Moderate			0	
Non Low Moderate			0	
Total	0	0	0	0
Percent Low/Mod				

Annual Accomplishments

No data returned for this view. This might be because the applied filter excludes all data.



U.S. Department of Housing and Urban Development
Office of Community Planning and Development
Integrated Disbursement and Information System
CDBG Activity Summary Report (GPR) for Program Year 2016
ORANGE COUNTY

Date: 07-Sep-2017
Time: 11:18
Page: 55

PGM Year: 2015
Project: 0036 - Administration-Yorba Linda (CDBG)
IDIS Activity: 2126 - City of Yorba Linda - Administration

Status: Completed 8/25/2016 10:17:40 AM
Location: ,

Objective:
Outcome:
Matrix Code: General Program Administration (21A) **National Objective:**

Initial Funding Date: 10/28/2015

Description:

Funds will be used to administration of the City of Yorba Linda HUD-sponsored programs and activities.

Financing

	Fund Type	Grant Year	Grant	Funded Amount	Drawn In Program Year	Drawn Thru Program Year
CDBG	EN	2015	B15UC060504	\$16,474.00	\$0.00	\$16,474.00
Total	Total			\$16,474.00	\$0.00	\$16,474.00

Proposed Accomplishments

Actual Accomplishments

Number assisted:

	Owner		Renter		Total		Person	
	Total	Hispanic	Total	Hispanic	Total	Hispanic	Total	Hispanic
White:					0	0		
Black/African American:					0	0		
Asian:					0	0		
American Indian/Alaskan Native:					0	0		
Native Hawaiian/Other Pacific Islander:					0	0		
American Indian/Alaskan Native & White:					0	0		
Asian White:					0	0		
Black/African American & White:					0	0		
American Indian/Alaskan Native & Black/African American:					0	0		
Other multi-racial:					0	0		
Asian/Pacific Islander:					0	0		
Hispanic:					0	0		
Total:	0	0	0	0	0	0	0	0

Female-headed Households: 0

Income Category:

Owner Renter Total Person



U.S. Department of Housing and Urban Development
Office of Community Planning and Development
Integrated Disbursement and Information System
CDBG Activity Summary Report (GPR) for Program Year 2016
ORANGE COUNTY

Date: 07-Sep-2017

Time: 11:18

Page: 56

Extremely Low			0	
Low Mod			0	
Moderate			0	
Non Low Moderate			0	
Total	0	0	0	0
Percent Low/Mod				

Annual Accomplishments

No data returned for this view. This might be because the applied filter excludes all data.



U.S. Department of Housing and Urban Development
Office of Community Planning and Development
Integrated Disbursement and Information System
CDBG Activity Summary Report (GPR) for Program Year 2016
ORANGE COUNTY

Date: 07-Sep-2017
Time: 11:18
Page: 57

PGM Year: 2015
Project: 0033 - Administration-Metro Cities (CDBG)
IDIS Activity: 2127 - City of Yorba Linda - County Admin of Yorba Linda

Status: Completed 8/2/2016 3:02:15 PM
Location: ,

Objective:
Outcome:
Matrix Code: General Program Administration (21A) **National Objective:**

Initial Funding Date: 10/28/2015

Description:

Funds will be used for County's administration of City of Yorba Linda HUD-sponsored programs, CAPER and ConPlan and AI.

Financing

	Fund Type	Grant Year	Grant	Funded Amount	Drawn In Program Year	Drawn Thru Program Year
CDBG	EN	2015	B15UC060504	\$5,380.75	\$0.00	\$5,380.75
	PI			\$15,793.25	\$0.00	\$15,793.25
Total	Total			\$21,174.00	\$0.00	\$21,174.00

Proposed Accomplishments

Actual Accomplishments

Number assisted:

	Owner		Renter		Total		Person	
	Total	Hispanic	Total	Hispanic	Total	Hispanic	Total	Hispanic
White:					0	0		
Black/African American:					0	0		
Asian:					0	0		
American Indian/Alaskan Native:					0	0		
Native Hawaiian/Other Pacific Islander:					0	0		
American Indian/Alaskan Native & White:					0	0		
Asian White:					0	0		
Black/African American & White:					0	0		
American Indian/Alaskan Native & Black/African American:					0	0		
Other multi-racial:					0	0		
Asian/Pacific Islander:					0	0		
Hispanic:					0	0		
Total:	0	0	0	0	0	0	0	0
Female-headed Households:					0			



U.S. Department of Housing and Urban Development
Office of Community Planning and Development
Integrated Disbursement and Information System
CDBG Activity Summary Report (GPR) for Program Year 2016
ORANGE COUNTY

Date: 07-Sep-2017

Time: 11:18

Page: 58

Income Category:

	Owner	Renter	Total	Person
Extremely Low			0	
Low Mod			0	
Moderate			0	
Non Low Moderate			0	
Total	0	0	0	0
Percent Low/Mod				

Annual Accomplishments

No data returned for this view. This might be because the applied filter excludes all data.



U.S. Department of Housing and Urban Development
Office of Community Planning and Development
Integrated Disbursement and Information System
CDBG Activity Summary Report (GPR) for Program Year 2016
ORANGE COUNTY

Date: 07-Sep-2017
Time: 11:18
Page: 59

PGM Year: 2015
Project: 0028 - Neighborhood Improvement Program (Yorba Linda)
IDIS Activity: 2128 - City of Yorba Linda - Neighborhood Improvement Program

Status: Completed 8/24/2016 4:38:12 PM
Location: 16751 Lake Forest Ln Yorba Linda, CA 92886-1509
Objective: Provide decent affordable housing
Outcome: Affordability
Matrix Code: Rehab; Single-Unit Residential (14A) **National Objective:** LMH

Initial Funding Date: 10/28/2015

Description:

Funds will be used to assist minimum of 10 low and moderate-income qualified home owners with grants for interior and exterior improvements.

Financing

	Fund Type	Grant Year	Grant	Funded Amount	Drawn In Program Year	Drawn Thru Program Year
CDBG	EN	2015	B15UC060504	\$16,144.30	\$0.00	\$16,144.30
	PI			\$24,640.70	\$0.00	\$24,640.70
Total	Total			\$40,785.00	\$0.00	\$40,785.00

Proposed Accomplishments

Housing Units : 10

Actual Accomplishments

Number assisted:

	Owner		Renter		Total		Person	
	Total	Hispanic	Total	Hispanic	Total	Hispanic	Total	Hispanic
White:	11	2	0	0	11	2	0	0
Black/African American:	1	0	0	0	1	0	0	0
Asian:	0	0	0	0	0	0	0	0
American Indian/Alaskan Native:	0	0	0	0	0	0	0	0
Native Hawaiian/Other Pacific Islander:	0	0	0	0	0	0	0	0
American Indian/Alaskan Native & White:	0	0	0	0	0	0	0	0
Asian White:	0	0	0	0	0	0	0	0
Black/African American & White:	0	0	0	0	0	0	0	0
American Indian/Alaskan Native & Black/African American:	0	0	0	0	0	0	0	0
Other multi-racial:	0	0	0	0	0	0	0	0
Asian/Pacific Islander:	0	0	0	0	0	0	0	0
Hispanic:	0	0	0	0	0	0	0	0
Total:	12	2	0	0	12	2	0	0

Female-headed Households:

7 0 7



U.S. Department of Housing and Urban Development
Office of Community Planning and Development
Integrated Disbursement and Information System
CDBG Activity Summary Report (GPR) for Program Year 2016
ORANGE COUNTY

Date: 07-Sep-2017
Time: 11:18
Page: 60

Income Category:

	Owner	Renter	Total	Person
Extremely Low	5	0	5	0
Low Mod	3	0	3	0
Moderate	4	0	4	0
Non Low Moderate	0	0	0	0
Total	12	0	12	0
Percent Low/Mod	100.0%		100.0%	

Annual Accomplishments

Years	Accomplishment Narrative	# Benefitting
2015	7/1/15 - 11/3/15 - 50 applicants on waiting list for rehabilitation and 4 units are in process, 8 units were completed with the following activities: roof repair/weatherproofing, exterior painting, weatherization of habitable structure. 2/11/16 cw Final GPR - Due to limited staffing, city was unable to process enough applications to deplete the balance of all funds. Complete 12 units. Remaining funds in the amount of \$9215 will be reprogrammed to next fiscal year. Completed activity in IDIS. cw 8/24/16	



U.S. Department of Housing and Urban Development
Office of Community Planning and Development
Integrated Disbursement and Information System
CDBG Activity Summary Report (GPR) for Program Year 2016
ORANGE COUNTY

Date: 07-Sep-2017
Time: 11:18
Page: 61

PGM Year:	2015				
Project:	0029 - Historic Preservation (Yorba Linda)				
IDIS Activity:	2129 - City of Yorba Linda - Historic Preservation				
Status:	Canceled 1/12/2017 6:55:45 PM	Objective:	Create suitable living environments		
Location:	Yorba Linda Town Center Yorba Linda, CA 92885	Outcome:	Availability/accessibility		
		Matrix Code:	Non-Residential Historic Preservation (16B)	National Objective:	LMA

Initial Funding Date: 10/28/2015

Description:

Funds will be used for the renovation, relocation or salvage of historic structures located within the boundaries of the Town Center Specific Plan area.

Financing

No data returned for this view. This might be because the applied filter excludes all data.

Proposed Accomplishments

Businesses : 1
Total Population in Service Area: 1,840
Census Tract Percent Low / Mod: 54.08

Annual Accomplishments

Years	Accomplishment Narrative	# Benefitting
2015	7/1/15 - 6/30/16 - Reviewed a list of historical structures located within the boundaries of the town center specific plan area to determine eligible and what action if any, will be necessary on each structure and site preparation. cw 7/21/16	
	1/12/17 - Project did not proceed this Fiscal Year. Funds will be reprogrammed to FY 2016-17. cw 1/12/17	



U.S. Department of Housing and Urban Development
Office of Community Planning and Development
Integrated Disbursement and Information System
CDBG Activity Summary Report (GPR) for Program Year 2016
ORANGE COUNTY

Date: 07-Sep-2017
Time: 11:18
Page: 62

PGM Year: 2015
Project: 0030 - Senior Nutrition Program (Yorba Linda)
IDIS Activity: 2130 - City of Yorba Linda - Senior Nutrition Program

Status: Completed 8/17/2016 10:50:30 AM
Location: 4845 Casa Loma Ave Citywide Yorba Linda, CA 92886-3364

Objective: Create suitable living environments
Outcome: Availability/accessibility
Matrix Code: Senior Services (05A) **National Objective:** LMC

Initial Funding Date: 10/28/2015

Description:

Funds will be used to run the Senior Meals Program that provides the senior and disabled population in the area with nutritional meals and social interaction 5 days a week at the Yorba Linda Community Center.

Financing

	Fund Type	Grant Year	Grant	Funded Amount	Drawn In Program Year	Drawn Thru Program Year
CDBG	EN	2015	B15UC060504	\$28,236.00	\$0.00	\$28,236.00
Total	Total			\$28,236.00	\$0.00	\$28,236.00

Proposed Accomplishments

People (General) : 300

Actual Accomplishments

Number assisted:

	Owner		Renter		Total		Person	
	Total	Hispanic	Total	Hispanic	Total	Hispanic	Total	Hispanic
White:	0	0	0	0	0	0	200	30
Black/African American:	0	0	0	0	0	0	0	0
Asian:	0	0	0	0	0	0	41	0
American Indian/Alaskan Native:	0	0	0	0	0	0	0	0
Native Hawaiian/Other Pacific Islander:	0	0	0	0	0	0	0	0
American Indian/Alaskan Native & White:	0	0	0	0	0	0	0	0
Asian White:	0	0	0	0	0	0	0	0
Black/African American & White:	0	0	0	0	0	0	0	0
American Indian/Alaskan Native & Black/African American:	0	0	0	0	0	0	0	0
Other multi-racial:	0	0	0	0	0	0	8	0
Asian/Pacific Islander:	0	0	0	0	0	0	0	0
Hispanic:	0	0	0	0	0	0	0	0
Total:	0	0	0	0	0	0	249	30
Female-headed Households:	0		0		0			



U.S. Department of Housing and Urban Development
Office of Community Planning and Development
Integrated Disbursement and Information System
CDBG Activity Summary Report (GPR) for Program Year 2016
ORANGE COUNTY

Date: 07-Sep-2017
Time: 11:18
Page: 63

Income Category:

	Owner	Renter	Total	Person
Extremely Low	0	0	0	133
Low Mod	0	0	0	60
Moderate	0	0	0	56
Non Low Moderate	0	0	0	0
Total	0	0	0	249
Percent Low/Mod				100.0%

Annual Accomplishments

Years	Accomplishment Narrative	# Benefitting
2015	7/1/15 - 12-31/15 - Served 6,996 meals to 196 unduplicated seniors during the first and second quarter. cw 4/12/16 Final GPR for 7/1/15 - 6/30/16 - Served 14,502 meals to 249 senior citizens. cw 8/4/16 Completed activity in IDIS. Expended all funds. cw 8/17/16	



U.S. Department of Housing and Urban Development
Office of Community Planning and Development
Integrated Disbursement and Information System
CDBG Activity Summary Report (GPR) for Program Year 2016
ORANGE COUNTY

Date: 07-Sep-2017
Time: 11:18
Page: 64

PGM Year: 2016
Project: 0006 - Single Family Housing Rehabilitation (Brea)
IDIS Activity: 2135 - City of Brea - Single Family Rehabilitation

Status: Open
Location: 1272 Harbor Lake Ave Brea, CA 92821-2862

Objective: Provide decent affordable housing
Outcome: Affordability
Matrix Code: Rehab; Single-Unit Residential (14A) **National Objective:** LMH

Initial Funding Date: 11/02/2016

Description:

Funds will be used for rehabilitation of single family lowvery-low income owner occupied residences.
Improvements wil include interior and exterior improvements to homes and mobile home units.

Financing

	Fund Type	Grant Year	Grant	Funded Amount	Drawn In Program Year	Drawn Thru Program Year
CDBG	EN	Pre-2015		\$189,138.61	\$0.00	\$0.00
		2014	B14UC060504		\$27,645.00	\$27,645.00
	PI			\$1,661.39	\$1,661.39	\$1,661.39
Total	Total			\$190,800.00	\$29,306.39	\$29,306.39

Proposed Accomplishments

Housing Units : 20

Actual Accomplishments

Number assisted:

	Owner		Renter		Total		Person	
	Total	Hispanic	Total	Hispanic	Total	Hispanic	Total	Hispanic
White:	2	0	0	0	2	0	0	0
Black/African American:	0	0	0	0	0	0	0	0
Asian:	0	0	0	0	0	0	0	0
American Indian/Alaskan Native:	0	0	0	0	0	0	0	0
Native Hawaiian/Other Pacific Islander:	0	0	0	0	0	0	0	0
American Indian/Alaskan Native & White:	0	0	0	0	0	0	0	0
Asian White:	0	0	0	0	0	0	0	0
Black/African American & White:	0	0	0	0	0	0	0	0
American Indian/Alaskan Native & Black/African American:	0	0	0	0	0	0	0	0
Other multi-racial:	0	0	0	0	0	0	0	0
Asian/Pacific Islander:	0	0	0	0	0	0	0	0
Hispanic:	0	0	0	0	0	0	0	0
Total:	2	0	0	0	2	0	0	0



U.S. Department of Housing and Urban Development
Office of Community Planning and Development
Integrated Disbursement and Information System
CDBG Activity Summary Report (GPR) for Program Year 2016
ORANGE COUNTY

Date: 07-Sep-2017
Time: 11:18
Page: 65

Female-headed Households: 0 0 0

Income Category:

	Owner	Renter	Total	Person
Extremely Low	1	0	1	0
Low Mod	1	0	1	0
Moderate	0	0	0	0
Non Low Moderate	0	0	0	0
Total	2	0	2	0
Percent Low/Mod	100.0%		100.0%	

Annual Accomplishments

Years	Accomplishment Narrative	# Benefitting
2016	4/1/17 - 6/30/17 - Two mobile home projects for senior citizens were completed. Three (3) single family homes will soon start construction and two (2) mobile homes are to sign contracts. Contract is being extended through 12/31/2017. cw 6/15/17	



U.S. Department of Housing and Urban Development
Office of Community Planning and Development
Integrated Disbursement and Information System
CDBG Activity Summary Report (GPR) for Program Year 2016
ORANGE COUNTY

Date: 07-Sep-2017
Time: 11:18
Page: 66

PGM Year: 2016
Project: 0014 - Brea Senior Center Improvements - Phase 2 (Brea)
IDIS Activity: 2136 - City of Brea - Brea Senior Center Improvements

Status: Open
Location: 500 Sievers Ave Brea, CA 92821-5357

Objective: Create suitable living environments
Outcome: Availability/accessibility
Matrix Code: Senior Centers (03A) **National Objective:** LMC

Initial Funding Date: 11/02/2016

Description:

Funds will be used to improve the Senior Center mobility, safety and accessibility, replacing flooring and exterior doors at the center.

Financing

	Fund Type	Grant Year	Grant	Funded Amount	Drawn In Program Year	Drawn Thru Program Year
CDBG	EN	2015	B15UC060504	\$119,236.55	\$913.28	\$913.28
	PI			\$1,603.45	\$1,603.45	\$1,603.45
Total	Total			\$120,840.00	\$2,516.73	\$2,516.73

Proposed Accomplishments

Public Facilities : 4,950

Actual Accomplishments

Number assisted:

	Owner		Renter		Total		Person	
	Total	Hispanic	Total	Hispanic	Total	Hispanic	Total	Hispanic
White:	0	0	0	0	0	0		0
Black/African American:	0	0	0	0	0	0	0	0
Asian:	0	0	0	0	0	0	0	0
American Indian/Alaskan Native:	0	0	0	0	0	0	0	0
Native Hawaiian/Other Pacific Islander:	0	0	0	0	0	0	0	0
American Indian/Alaskan Native & White:	0	0	0	0	0	0	0	0
Asian White:	0	0	0	0	0	0	0	0
Black/African American & White:	0	0	0	0	0	0	0	0
American Indian/Alaskan Native & Black/African American:	0	0	0	0	0	0	0	0
Other multi-racial:	0	0	0	0	0	0	0	0
Asian/Pacific Islander:	0	0	0	0	0	0	0	0
Hispanic:	0	0	0	0	0	0	0	0
Total:	0	0	0	0	0	0	0	0

Female-headed Households:

0 0 0



U.S. Department of Housing and Urban Development
Office of Community Planning and Development
Integrated Disbursement and Information System
CDBG Activity Summary Report (GPR) for Program Year 2016
ORANGE COUNTY

Date: 07-Sep-2017

Time: 11:18

Page: 67

Income Category:

	Owner	Renter	Total	Person
Extremely Low	0	0	0	0
Low Mod	0	0	0	0
Moderate	0	0	0	0
Non Low Moderate	0	0	0	0
Total	0	0	0	0
Percent Low/Mod				

Annual Accomplishments

Years	Accomplishment Narrative	# Benefitting
2016	Status of project as of August 30, 2017 - City is meeting with their engineering department next week to create a plan to get all the specs in place for the bid. cw 8/30/17	



U.S. Department of Housing and Urban Development
Office of Community Planning and Development
Integrated Disbursement and Information System
CDBG Activity Summary Report (GPR) for Program Year 2016
ORANGE COUNTY

Date: 07-Sep-2017
Time: 11:18
Page: 68

PGM Year:	2016				
Project:	0007 - Single-Family Housing Rehabilitation Program (Cypress)				
IDIS Activity:	2137 - City of Cypress - Housing Rehabilitation				
Status:	Open	Objective:	Provide decent affordable housing		
Location:	5662 Marcella Cir Cypress, CA 90630-4566	Outcome:	Affordability		
		Matrix Code:	Rehab; Single-Unit Residential (14A)	National Objective:	LMH

Initial Funding Date: 11/02/2016

Description:

Funds will be used to support the Home Enhancement Program or HELP II, which provides forgivable loans up to \$20,000 to income eligible homeowners in order to assist them with home improvements.

Financing

	Fund Type	Grant Year	Grant	Funded Amount	Drawn In Program Year	Drawn Thru Program Year
CDBG	EN	Pre-2015		\$139,921.78	\$0.00	\$0.00
		2014	B14UC060504		\$71,062.04	\$71,062.04
	PI			\$3,178.22	\$3,178.22	\$3,178.22
Total	Total			\$143,100.00	\$74,240.26	\$74,240.26

Proposed Accomplishments

Housing Units : 6

Actual Accomplishments

Number assisted:

	Owner		Renter		Total		Person	
	Total	Hispanic	Total	Hispanic	Total	Hispanic	Total	Hispanic
White:	4	0	0	0	4	0	0	0
Black/African American:	0	0	0	0	0	0	0	0
Asian:	0	0	0	0	0	0	0	0
American Indian/Alaskan Native:	0	0	0	0	0	0	0	0
Native Hawaiian/Other Pacific Islander:	0	0	0	0	0	0	0	0
American Indian/Alaskan Native & White:	0	0	0	0	0	0	0	0
Asian White:	0	0	0	0	0	0	0	0
Black/African American & White:	0	0	0	0	0	0	0	0
American Indian/Alaskan Native & Black/African American:	0	0	0	0	0	0	0	0
Other multi-racial:	0	0	0	0	0	0	0	0
Asian/Pacific Islander:	0	0	0	0	0	0	0	0
Hispanic:	0	0	0	0	0	0	0	0
Total:	4	0	0	0	4	0	0	0



U.S. Department of Housing and Urban Development
Office of Community Planning and Development
Integrated Disbursement and Information System
CDBG Activity Summary Report (GPR) for Program Year 2016
ORANGE COUNTY

Date: 07-Sep-2017
Time: 11:18
Page: 69

Female-headed Households: 1 0 1

Income Category:

	Owner	Renter	Total	Person
Extremely Low	0	0	0	0
Low Mod	2	0	2	0
Moderate	2	0	2	0
Non Low Moderate	0	0	0	0
Total	4	0	4	0
Percent Low/Mod	100.0%		100.0%	

Annual Accomplishments

Years	Accomplishment Narrative	# Benefitting
2016	<p>7/1/16 - 12/31/16 - During this reporting period, loan servicing and construction management fees were paid and one income qualified household completed a rehabilitation project. Specific improvements undertaken included a new roof, new flooring, bathroom renovation and garage repair. cw 1/30/17</p> <p>1/1/17 - 3/31/17 - During this reporting period, two income qualified household completed rehabilitation projects. Specific improvements undertaken included (but were not limited to) roof replacement (2), exterior paint, heating and a/c replacement, electrical improvements, and water heater replacement. cw 4/19/17</p> <p>4/1/17 - 6/30/17 - During this reporting period, loan servicing and construction management fees were paid. cw 8/3/17</p> <p>6/1/17 - 6/30/17 - During this reporting period, one income-qualified household completed a rehabilitation project. Specific improvements undertaken included (but were not limited to): exterior paint, electrical improvements, water heater repair, bathroom renovation, patio cover repair and garage firewall repair.cw 8/3/17</p>	



U.S. Department of Housing and Urban Development
Office of Community Planning and Development
Integrated Disbursement and Information System
CDBG Activity Summary Report (GPR) for Program Year 2016
ORANGE COUNTY

Date: 07-Sep-2017
Time: 11:18
Page: 70

PGM Year:	2016				
Project:	0011 - ADA Accessible Curb Ramps(La Palma)				
IDIS Activity:	2138 - City of La Palma - La Palma ADA Accessible Curb Ramps				
Status:	Open	Objective:	Create suitable living environments		
Location:	7822 Walker St La Palma, CA 90623-1721	Outcome:	Availability/accessibility		
		Matrix Code:	Sidewalks (03L)	National Objective:	LMC

Initial Funding Date: 11/02/2016

Description:

Funds will be used to remove barriers by installing 63 ADA compliant curb ramps.

Financing

	Fund Type	Grant Year	Grant	Funded Amount	Drawn In Program Year	Drawn Thru Program Year
CDBG	EN	2015	B15UC060504	\$207,049.52	\$267.44	\$267.44
	PI			\$4,950.48	\$4,950.48	\$4,950.48
Total	Total			\$212,000.00	\$5,217.92	\$5,217.92

Proposed Accomplishments

People (General) : 15,892

Actual Accomplishments

Number assisted:

	Owner		Renter		Total		Person	
	Total	Hispanic	Total	Hispanic	Total	Hispanic	Total	Hispanic
White:	0	0	0	0	0	0		0
Black/African American:	0	0	0	0	0	0	0	0
Asian:	0	0	0	0	0	0	0	0
American Indian/Alaskan Native:	0	0	0	0	0	0	0	0
Native Hawaiian/Other Pacific Islander:	0	0	0	0	0	0	0	0
American Indian/Alaskan Native & White:	0	0	0	0	0	0	0	0
Asian White:	0	0	0	0	0	0	0	0
Black/African American & White:	0	0	0	0	0	0	0	0
American Indian/Alaskan Native & Black/African American:	0	0	0	0	0	0	0	0
Other multi-racial:	0	0	0	0	0	0	0	0
Asian/Pacific Islander:	0	0	0	0	0	0	0	0
Hispanic:	0	0	0	0	0	0	0	0
Total:	0	0	0	0	0	0	0	0
Female-headed Households:	0		0		0			



U.S. Department of Housing and Urban Development
Office of Community Planning and Development
Integrated Disbursement and Information System
CDBG Activity Summary Report (GPR) for Program Year 2016
ORANGE COUNTY

Date: 07-Sep-2017

Time: 11:18

Page: 71

Income Category:

	Owner	Renter	Total	Person
Extremely Low	0	0	0	0
Low Mod	0	0	0	0
Moderate	0	0	0	0
Non Low Moderate	0	0	0	0
Total	0	0	0	0
Percent Low/Mod				

Annual Accomplishments

No data returned for this view. This might be because the applied filter excludes all data.



U.S. Department of Housing and Urban Development
Office of Community Planning and Development
Integrated Disbursement and Information System
CDBG Activity Summary Report (GPR) for Program Year 2016
ORANGE COUNTY

Date: 07-Sep-2017
Time: 11:18
Page: 72

PGM Year: 2016
Project: 0003 - City of Laguna Beach Emergency Weather Shelter
IDIS Activity: 2139 - City of Laguna Beach - Alternative Sleeping Location (ASL)

Status: Completed 8/31/2017 1:13:21 PM
Location: 20652 Laguna Canyon Rd Laguna Beach, CA 92651-1137
Objective: Create suitable living environments
Outcome: Availability/accessibility
Matrix Code: Operating Costs of Homeless/AIDS Patients Programs (03T)
National Objective: LMC

Initial Funding Date: 11/02/2016

Description:

Funds will be used to provide emergency shelter for 45 homeless individuals from the City of Laguna Beach and surrounding cities.

Financing

	Fund Type	Grant Year	Grant	Funded Amount	Drawn In Program Year	Drawn Thru Program Year
CDBG	EN	2015	B15UC060504	\$118,150.00	\$118,150.00	\$118,150.00
Total	Total			\$118,150.00	\$118,150.00	\$118,150.00

Proposed Accomplishments

People (General) : 45

Actual Accomplishments

Number assisted:

	Owner		Renter		Total		Person	
	Total	Hispanic	Total	Hispanic	Total	Hispanic	Total	Hispanic
White:	0	0	0	0	0	0	469	0
Black/African American:	0	0	0	0	0	0	43	0
Asian:	0	0	0	0	0	0	29	0
American Indian/Alaskan Native:	0	0	0	0	0	0	0	0
Native Hawaiian/Other Pacific Islander:	0	0	0	0	0	0	0	0
American Indian/Alaskan Native & White:	0	0	0	0	0	0	0	0
Asian White:	0	0	0	0	0	0	0	0
Black/African American & White:	0	0	0	0	0	0	0	0
American Indian/Alaskan Native & Black/African American:	0	0	0	0	0	0	0	0
Other multi-racial:	0	0	0	0	0	0	40	0
Asian/Pacific Islander:	0	0	0	0	0	0	0	0
Hispanic:	0	0	0	0	0	0	0	0
Total:	0	0	0	0	0	0	581	0
Female-headed Households:	0		0		0			



U.S. Department of Housing and Urban Development
Office of Community Planning and Development
Integrated Disbursement and Information System
CDBG Activity Summary Report (GPR) for Program Year 2016
ORANGE COUNTY

Date: 07-Sep-2017

Time: 11:18

Page: 73

Income Category:

	Owner	Renter	Total	Person
Extremely Low	0	0	0	581
Low Mod	0	0	0	0
Moderate	0	0	0	0
Non Low Moderate	0	0	0	0
Total	0	0	0	581
Percent Low/Mod				100.0%

Annual Accomplishments

Years	Accomplishment Narrative	# Benefitting
2016	<p>7/1/16 - 12/31/16 - The City of Laguna Beach continues to meet its goal of housing 45 homeless individuals each night at the Alternative Sleeping Location (ASL). Service provided include transporting individuals to and from the shelter each day in addition to providing meals, showers, laundry, case management, and access to services for the general homeless population.</p> <p>1/1/7 - 6/30/17 (Final GPR) - City of Laguna Beach met its goal of housing 45 homeless individuals each night at the Alternative Sleeping Location (ASL). Service provided include transporting individuals to and from the shelter each day in addition to providing meals, showers, laundry, case management, and access to services for the general homeless population. cw 8/29/17</p>	



U.S. Department of Housing and Urban Development
Office of Community Planning and Development
Integrated Disbursement and Information System
CDBG Activity Summary Report (GPR) for Program Year 2016
ORANGE COUNTY

Date: 07-Sep-2017
Time: 11:18
Page: 74

PGM Year: 2016
Project: 0015 - Florence Sylvester Senior Center (Laguna Hills)
IDIS Activity: 2140 - City of Laguna Hills - Florence Sylvester Memorial Senior Center

Status: Completed 8/31/2017 1:23:16 PM
Location: 23721 Moulton Pkwy Laguna Hills, CA 92653-1913

Objective: Create suitable living environments
Outcome: Availability/accessibility
Matrix Code: Senior Centers (03A) **National Objective:** LMC

Initial Funding Date: 11/02/2016

Description:

Funds will be used to rehabilitate the senior center restrooms to bring the restrooms into compliance with ADA requirements, which include enlarge stalls; installing high-base toilets; replacement/repair of flooring and phone system; wall, door and cabinet improvements and interior/exterior painting.

Financing

	Fund Type	Grant Year	Grant	Funded Amount	Drawn In Program Year	Drawn Thru Program Year
CDBG	EN	2015	B15UC060504	\$61,372.09	\$60,596.25	\$60,596.25
	PI			\$2,009.92	\$2,009.92	\$2,009.92
Total	Total			\$63,382.01	\$62,606.17	\$62,606.17

Proposed Accomplishments

Public Facilities : 5,045

Actual Accomplishments

Number assisted:

	Owner		Renter		Total		Person	
	Total	Hispanic	Total	Hispanic	Total	Hispanic	Total	Hispanic
White:	0	0	0	0	0	0	576	35
Black/African American:	0	0	0	0	0	0	15	0
Asian:	0	0	0	0	0	0	53	0
American Indian/Alaskan Native:	0	0	0	0	0	0	0	0
Native Hawaiian/Other Pacific Islander:	0	0	0	0	0	0	2	0
American Indian/Alaskan Native & White:	0	0	0	0	0	0	0	0
Asian White:	0	0	0	0	0	0	0	0
Black/African American & White:	0	0	0	0	0	0	0	0
American Indian/Alaskan Native & Black/African American:	0	0	0	0	0	0	0	0
Other multi-racial:	0	0	0	0	0	0	29	0
Asian/Pacific Islander:	0	0	0	0	0	0	0	0
Hispanic:	0	0	0	0	0	0	0	0
Total:	0	0	0	0	0	0	675	35



U.S. Department of Housing and Urban Development
Office of Community Planning and Development
Integrated Disbursement and Information System
CDBG Activity Summary Report (GPR) for Program Year 2016
ORANGE COUNTY

Date: 07-Sep-2017
Time: 11:18
Page: 75

Female-headed Households:

0 0 0

Income Category:

	Owner	Renter	Total	Person
Extremely Low	0	0	0	420
Low Mod	0	0	0	144
Moderate	0	0	0	72
Non Low Moderate	0	0	0	39
Total	0	0	0	675
Percent Low/Mod				94.2%

Annual Accomplishments

Years	Accomplishment Narrative	# Benefitting
2016	For the period from 7/1/16 - 6/30/17 (Final GPR) - A contractor was selected for the entire scope of work and the pre-construction meeting was held on January 26, 2017. The women's restroom improvement project began in late April 2017 and was completed by mid-June 2017. cw 8/29/17	



U.S. Department of Housing and Urban Development
Office of Community Planning and Development
Integrated Disbursement and Information System
CDBG Activity Summary Report (GPR) for Program Year 2016
ORANGE COUNTY

Date: 07-Sep-2017
Time: 11:18
Page: 76

PGM Year:	2016				
Project:	0008 - Phase X Energy Efficiency Improvement Project (Laguna Woods)				
IDIS Activity:	2141 - City of Laguna Woods - Phase X Energy Efficiency Improvements				
Status:	Completed 8/30/2017 6:53:14 PM		Objective:	Provide decent affordable housing	
Location:	650 Avenida Sevilla Unit C Laguna Woods, CA 92637-7136		Outcome:	Affordability	
			Matrix Code:	Rehab; Multi-Unit Residential (14B)	National Objective: LMH

Initial Funding Date: 11/03/2016

Description:

Funds will be used to provide energy efficient improvements for multi-residential units owned and occupied by very low-low income seniors.

Financing

	Fund Type	Grant Year	Grant	Funded Amount	Drawn In Program Year	Drawn Thru Program Year
CDBG	EN	Pre-2015		\$38,408.63	\$0.00	\$0.00
		2014	B14UC060504		\$35,056.57	\$35,056.57
		2015	B15UC060504	\$64,490.15	\$64,141.00	\$64,141.00
	PI			\$3,114.22	\$3,114.22	\$3,114.22
Total	Total			\$106,013.00	\$102,311.79	\$102,311.79

Proposed Accomplishments

Housing Units : 50

Actual Accomplishments

Number assisted:

	Owner		Renter		Total		Person	
	Total	Hispanic	Total	Hispanic	Total	Hispanic	Total	Hispanic
White:	29	0	0	0	29	0	0	0
Black/African American:	0	0	0	0	0	0	0	0
Asian:	2	0	0	0	2	0	0	0
American Indian/Alaskan Native:	0	0	0	0	0	0	0	0
Native Hawaiian/Other Pacific Islander:	1	0	0	0	1	0	0	0
American Indian/Alaskan Native & White:	0	0	0	0	0	0	0	0
Asian White:	0	0	0	0	0	0	0	0
Black/African American & White:	0	0	0	0	0	0	0	0
American Indian/Alaskan Native & Black/African American:	0	0	0	0	0	0	0	0
Other multi-racial:	1	0	0	0	1	0	0	0
Asian/Pacific Islander:	0	0	0	0	0	0	0	0
Hispanic:	0	0	0	0	0	0	0	0



U.S. Department of Housing and Urban Development
Office of Community Planning and Development
Integrated Disbursement and Information System
CDBG Activity Summary Report (GPR) for Program Year 2016
ORANGE COUNTY

Date: 07-Sep-2017
Time: 11:18
Page: 77

Total:	33	0	0	0	33	0	0	0
---------------	-----------	----------	----------	----------	-----------	----------	----------	----------

Female-headed Households:	27		0		27			
---------------------------	----	--	---	--	----	--	--	--

Income Category:

	Owner	Renter	Total	Person
Extremely Low	20	0	20	0
Low Mod	13	0	13	0
Moderate	0	0	0	0
Non Low Moderate	0	0	0	0
Total	33	0	33	0
Percent Low/Mod	100.0%		100.0%	

Annual Accomplishments

Years	Accomplishment Narrative	# Benefitting
2016	<p>October - December 2016 - 8 residential units occupied by low income seniors were completed. There were 25 dual pane low-e windows installed, one energy efficient door, and two heat pump. cw 3/17/17</p> <p>Jan - March 10, 2017 - 5 residential units occupied by low income seniors were completed for a total of 13 units rehab. There were 17 dual pane low-e window and three energy efficient doors installed. cw 5/26/17</p> <p>March - June 30, 2017 (Final GPR) - 20 residential units occupied by low income senior were complete during this period (total of 33) . There were 62 dual pane low e-window and 16 energy efficient doors installed.</p> <p>City did not expend all funds (remaining balance \$33,870) due to staff reduction. Funds will be reprogrammed. cw 8-30-17</p>	



U.S. Department of Housing and Urban Development
Office of Community Planning and Development
Integrated Disbursement and Information System
CDBG Activity Summary Report (GPR) for Program Year 2016
ORANGE COUNTY

Date: 07-Sep-2017
Time: 11:18
Page: 78

PGM Year: 2016
Project: 0012 - ADA Ramps & Sidewalks (Los Alamitos)
IDIS Activity: 2142 - City of Los Alamitos - ADA Ramps (Continued) & Sidewalk Lifts

Status: Open
Location: 3191 Katella Ave Los Alamitos, CA 90720-2335

Objective: Create suitable living environments
Outcome: Availability/accessibility
Matrix Code: Sidewalks (03L) **National Objective:** LMC

Initial Funding Date: 11/03/2016

Description:

Funds will be used for removal of deteriorated sections of an alley and ADA ramps will be added or replaced.

Financing

	Fund Type	Grant Year	Grant	Funded Amount	Drawn In Program Year	Drawn Thru Program Year
CDBG	EN	2015	B15UC060504	\$141,422.16	\$614.88	\$614.88
	PI			\$1,677.84	\$1,677.84	\$1,677.84
Total	Total			\$143,100.00	\$2,292.72	\$2,292.72

Proposed Accomplishments

People (General) : 11,598

Actual Accomplishments

Number assisted:

	Owner		Renter		Total		Person	
	Total	Hispanic	Total	Hispanic	Total	Hispanic	Total	Hispanic
White:	0	0	0	0	0	0		0
Black/African American:	0	0	0	0	0	0	0	0
Asian:	0	0	0	0	0	0	0	0
American Indian/Alaskan Native:	0	0	0	0	0	0	0	0
Native Hawaiian/Other Pacific Islander:	0	0	0	0	0	0	0	0
American Indian/Alaskan Native & White:	0	0	0	0	0	0	0	0
Asian White:	0	0	0	0	0	0	0	0
Black/African American & White:	0	0	0	0	0	0	0	0
American Indian/Alaskan Native & Black/African American:	0	0	0	0	0	0	0	0
Other multi-racial:	0	0	0	0	0	0	0	0
Asian/Pacific Islander:	0	0	0	0	0	0	0	0
Hispanic:	0	0	0	0	0	0	0	0
Total:	0	0	0	0	0	0	0	0
Female-headed Households:	0		0		0			



U.S. Department of Housing and Urban Development
Office of Community Planning and Development
Integrated Disbursement and Information System
CDBG Activity Summary Report (GPR) for Program Year 2016
ORANGE COUNTY

Date: 07-Sep-2017

Time: 11:18

Page: 79

Income Category:

	Owner	Renter	Total	Person
Extremely Low	0	0	0	0
Low Mod	0	0	0	0
Moderate	0	0	0	0
Non Low Moderate	0	0	0	0
Total	0	0	0	0
Percent Low/Mod				

Annual Accomplishments

No data returned for this view. This might be because the applied filter excludes all data.



U.S. Department of Housing and Urban Development
Office of Community Planning and Development
Integrated Disbursement and Information System
CDBG Activity Summary Report (GPR) for Program Year 2016
ORANGE COUNTY

Date: 07-Sep-2017
Time: 11:18
Page: 80

PGM Year: 2016
Project: 0009 - Leisure World Bathroom Accessibility Program (Seal Beach)
IDIS Activity: 2143 - City of Seal Beach - Leisure World Bathroom Accessibility Program

Status: Completed 8/17/2017 4:17:02 PM **Objective:** Create suitable living environments
Location: 13121 Shawnee Ln Apt 269C Seal Beach, CA 90740-3412 **Outcome:** Availability/accessibility
Matrix Code: Rehab; Single-Unit Residential (14A) **National Objective:** LMH

Initial Funding Date: 11/03/2016

Description:

Funds will be used to provide grants to income qualified, disabled seniors to improve bathroom accessibility and safety by converting the tubshower into an accessible shower stall.

Financing

	Fund Type	Grant Year	Grant	Funded Amount	Drawn In Program Year	Drawn Thru Program Year
CDBG	EN	Pre-2015		\$172,170.60	\$0.00	\$0.00
		2014	B14UC060504		\$169,051.05	\$169,051.05
	PI			\$18,629.40	\$18,629.40	\$18,629.40
Total	Total			\$190,800.00	\$187,680.45	\$187,680.45

Proposed Accomplishments

Housing Units : 65

Actual Accomplishments

Number assisted:

	Owner		Renter		Total		Person	
	Total	Hispanic	Total	Hispanic	Total	Hispanic	Total	Hispanic
White:	67	3	0	0	67	3	0	0
Black/African American:	2	0	0	0	2	0	0	0
Asian:	12	0	0	0	12	0	0	0
American Indian/Alaskan Native:	0	0	0	0	0	0	0	0
Native Hawaiian/Other Pacific Islander:	0	0	0	0	0	0	0	0
American Indian/Alaskan Native & White:	0	0	0	0	0	0	0	0
Asian White:	0	0	0	0	0	0	0	0
Black/African American & White:	0	0	0	0	0	0	0	0
American Indian/Alaskan Native & Black/African American:	0	0	0	0	0	0	0	0
Other multi-racial:	0	0	0	0	0	0	0	0
Asian/Pacific Islander:	0	0	0	0	0	0	0	0
Hispanic:	0	0	0	0	0	0	0	0
Total:	81	3	0	0	81	3	0	0



U.S. Department of Housing and Urban Development
Office of Community Planning and Development
Integrated Disbursement and Information System
CDBG Activity Summary Report (GPR) for Program Year 2016
ORANGE COUNTY

Date: 07-Sep-2017
Time: 11:18
Page: 81

Female-headed Households: 39 0 39

Income Category:

	Owner	Renter	Total	Person
Extremely Low	22	0	22	0
Low Mod	24	0	24	0
Moderate	35	0	35	0
Non Low Moderate	0	0	0	0
Total	81	0	81	0
Percent Low/Mod	100.0%		100.0%	

Annual Accomplishments

Years	Accomplishment Narrative	# Benefitting
2016	7/1/16 - 8/31/16 - Completed rehab on 11 units for seniors for better accessibility to their bathrooms with 9 units in various stages of construction. cw 11/23/16	
	9/1/16 - 9/30/16 - Completed an additional 4 units for a total of 15 units with 15 other units in various stages of construction. cw 11/23/16	
	10/1/16 - 10/31/16 - Completed an additional 9 units for a total of 24 units with 15 other units in various stages of construction. cw 11/23/16	
	11/1/16 - 11/30/16 - Completed an additional 9 units for a total of 33 units with 7 other units in various stages of construction. cw 1/3/17	
	12/1/16 - 12/31/16 - Completed an additional 7 units for a total of 40 units with 7 other units in various stages of construction. cw 1/24/17	
	1/1/17 - 1/31/17 - Completed an additional 2 units for a total of 42 units with 6 other units in various stages of construction. cw 2/23/17	
	2/1/17 - 2/28/17 - Completed an additional 6 units for a total of 48 units with 6 other units in various stages of construction. cw 3/22/17	
	3/1/17 - 3/31/17 - Completed an additional 3 units for a total of 51 units with 17 other units in various stages of construction. cw 4/25/17	
	4/1/17 - 4/30/17 - Completed an additional 7 units for a total of 58 units with 19 other units in various stages of construction. cw 6/7/17	
	5/1/17 - 5/31/17 - Completed an additional 6 units for a total of 64 units with 12 other units in various stages of construction. cw 6/26/17	
	6/1/17 - 6/30/17 (Final) - Completed an additional 17 units for a total of 81 units. cw 8/7/17	



U.S. Department of Housing and Urban Development
Office of Community Planning and Development
Integrated Disbursement and Information System
CDBG Activity Summary Report (GPR) for Program Year 2016
ORANGE COUNTY

Date: 07-Sep-2017
Time: 11:18
Page: 82

PGM Year: 2016
Project: 0016 - Community Center Accessibility Improvement Project (Stanton)
IDIS Activity: 2144 - City of Stanton - Community Center Accessibility Improvement Project

Status: Open
Location: 7800 Katella Ave Stanton, CA 90680-3123

Objective: Create suitable living environments
Outcome: Availability/accessibility
Matrix Code: Neighborhood Facilities (03E)
National Objective: LMA

Initial Funding Date: 11/03/2016

Description:

Funds will be used to design, removal and reconstruction of existing concrete and landscaping areas to correct health and safety issues and upgrading the existing accessibility ramps to be ADA compliant.

Financing

	Fund Type	Grant Year	Grant	Funded Amount	Drawn In Program Year	Drawn Thru Program Year
CDBG	EN	2015	B15UC060504	\$223,912.49	\$0.00	\$0.00
	PI			\$984.51	\$984.51	\$984.51
Total	Total			\$224,897.00	\$984.51	\$984.51

Proposed Accomplishments

Public Facilities : 3,266

Total Population in Service Area: 6,160

Census Tract Percent Low / Mod: 75.16

Annual Accomplishments

Years	Accomplishment Narrative	# Benefitting
2016	July 1 - December 31, 2016 - The project is expected to assist 3260 residents and completion date is projected to be the end of 2017. cw 2/6/17	



U.S. Department of Housing and Urban Development
Office of Community Planning and Development
Integrated Disbursement and Information System
CDBG Activity Summary Report (GPR) for Program Year 2016
ORANGE COUNTY

Date: 07-Sep-2017
Time: 11:18
Page: 83

PGM Year:	2016				
Project:	0004 - Midway City Community Services and Education Center				
IDIS Activity:	2145 - Abrazar - Midway City Community Services & Education Center				
Status:	Completed 8/23/2017 5:32:44 PM	Objective:	Create suitable living environments		
Location:	14900 Park Ln Midway City, CA 92655-1128	Outcome:	Availability/accessibility		
		Matrix Code:	Public Services (General) (05)	National Objective:	LMC

Initial Funding Date: 11/03/2016

Description:

Funds will be used to provide social services programming at the Community Center.
Services provided include: educational, recreational, cultural and senior citizen programming, transportation, employment, health and medical information and referrals.

Financing

	Fund Type	Grant Year	Grant	Funded Amount	Drawn In Program Year	Drawn Thru Program Year
CDBG	EN	2016	B16UC060504	\$43,650.00	\$43,650.00	\$43,650.00
Total	Total			\$43,650.00	\$43,650.00	\$43,650.00

Proposed Accomplishments

People (General) : 1,000

Actual Accomplishments

Number assisted:

	Owner		Renter		Total		Person	
	Total	Hispanic	Total	Hispanic	Total	Hispanic	Total	Hispanic
White:	0	0	0	0	0	0	222	112
Black/African American:	0	0	0	0	0	0	1	0
Asian:	0	0	0	0	0	0	958	0
American Indian/Alaskan Native:	0	0	0	0	0	0	0	0
Native Hawaiian/Other Pacific Islander:	0	0	0	0	0	0	8	0
American Indian/Alaskan Native & White:	0	0	0	0	0	0	0	0
Asian White:	0	0	0	0	0	0	0	0
Black/African American & White:	0	0	0	0	0	0	0	0
American Indian/Alaskan Native & Black/African American:	0	0	0	0	0	0	0	0
Other multi-racial:	0	0	0	0	0	0	5	0
Asian/Pacific Islander:	0	0	0	0	0	0	0	0
Hispanic:	0	0	0	0	0	0	0	0
Total:	0	0	0	0	0	0	1,194	112
Female-headed Households:	0		0		0			



U.S. Department of Housing and Urban Development
Office of Community Planning and Development
Integrated Disbursement and Information System
CDBG Activity Summary Report (GPR) for Program Year 2016
ORANGE COUNTY

Date: 07-Sep-2017

Time: 11:18

Page: 84

Income Category:

	Owner	Renter	Total	Person
Extremely Low	0	0	0	1,165
Low Mod	0	0	0	29
Moderate	0	0	0	0
Non Low Moderate	0	0	0	0
Total	0	0	0	1,194
Percent Low/Mod				100.0%

Annual Accomplishments



U.S. Department of Housing and Urban Development
Office of Community Planning and Development
Integrated Disbursement and Information System
CDBG Activity Summary Report (GPR) for Program Year 2016
ORANGE COUNTY

Date: 07-Sep-2017
Time: 11:18
Page: 85

Years	Accomplishment Narrative	# Benefitting
2016	<p>7/1/16 - 7/31/16 - Provided services to the 860 unduplicated clients through multiple services (translation, document preparation, emergency food, health and wellness activities). Additional provided free breakfast and lunch to over 150 youth (18 and under) during the summer and also continued with the snack and dinner program to provide free dinner for all youth 18 and under. The meals are served 5 days a week and is open to all youth in the community. Started the Pride Steam Summer Academy and have over 188 students enrolled in the program. cw 11/21/16</p> <p>8/1/16 - 8/31/16 - Provided additional services to 98 clients for a total of 958 clients served. Continued the free breakfast and lunch and snack and dinner program for youth 18 and under. Enrolled a total of 200 students for the Pride Steam Summer Academy program. cw 11/21/16</p> <p>9/1/16 - 9/30/16 - Provided additional services to 42 clients for a total of 1000 clients served. Continued the free breakfast and lunch and snack and dinner program for youth 18 and under. Wrapped up the Pride STEam Summer Academy program with 200 students enrolled in the program. cw 11/21/16</p> <p>10/1/16 - 10/31/16 - Provided additional services to 23 clients for a total of 1023 clients served. Continued the free breakfast and lunch and snack and dinner program for youth 18 and under. cw 12/1/16</p> <p>11/1/16 - 11/30/16 - Provided additional services to 31 clients for a total of 1054 clients served. Continued the snack and dinner program for youth 18 and under. cw 1/5/17</p> <p>12/1/16 - 12/31/16 - Provided additional services to 15 clients for a total of 1069 clients served. Continued the snack and dinner program for youth 18 and under. cw 1/30/17</p> <p>1/1/17 - 1/31/17 - Provided additional services to 14 clients for a total of 1083 clients served. Continued the snack and dinner program for youth 18 and under. cw 3/13/17</p> <p>2/1/17 - 2/28/17 - Provided additional services to 16 clients for a total of 1099 clients served. Continued the snack and dinner program for youth 18 and under. cw 3/22/17</p> <p>3/1/17 - 3/31/17 - Provided additional services to 24 clients for a total of 1123 clients served. Continued the snack and dinner program for youth 18 and under. cw 4/21/17</p> <p>4/1/17 - 4/30/17 - Provided additional services to 22 clients for a total of 1145 clients served. Continued the snack and dinner program for youth 18 and under. cw 6/7/17</p> <p>Final GPR - Provided services to a total of 1194 clients. Continued the snack and dinner program to provide free dinner for all youth 18 and under. cw 8/23/17</p>	



U.S. Department of Housing and Urban Development
Office of Community Planning and Development
Integrated Disbursement and Information System
CDBG Activity Summary Report (GPR) for Program Year 2016
ORANGE COUNTY

Date: 07-Sep-2017
Time: 11:18
Page: 86

PGM Year:	2016				
Project:	0005 - El Modena Community Family Resource Center				
IDIS Activity:	2146 - CAPOC - El Modena Family Resource Center				
Status:	Completed 8/17/2017 11:29:03 AM	Objective:	Create suitable living environments		
Location:	18672 E Center Ave Orange, CA 92869-3520	Outcome:	Availability/accessibility		
		Matrix Code:	Public Services (General) (05)	National Objective:	LMC

Initial Funding Date: 11/03/2016

Description:
Funds will be used to provide social services programming.
Services provided include:recreational, educational and cultural programming, health services, employment information and referrals, and senior citizen activities.

Financing

	Fund Type	Grant Year	Grant	Funded Amount	Drawn In Program Year	Drawn Thru Program Year
CDBG	EN	2016	B16UC060504	\$43,650.00	\$43,650.00	\$43,650.00
Total	Total			\$43,650.00	\$43,650.00	\$43,650.00

Proposed Accomplishments

People (General) : 1,000

Actual Accomplishments

Number assisted:	Owner		Renter		Total		Person	
	Total	Hispanic	Total	Hispanic	Total	Hispanic	Total	Hispanic
White:	0	0	0	0	0	0	1,837	1,624
Black/African American:	0	0	0	0	0	0	20	0
Asian:	0	0	0	0	0	0	86	0
American Indian/Alaskan Native:	0	0	0	0	0	0	1	0
Native Hawaiian/Other Pacific Islander:	0	0	0	0	0	0	1	0
American Indian/Alaskan Native & White:	0	0	0	0	0	0	0	0
Asian White:	0	0	0	0	0	0	0	0
Black/African American & White:	0	0	0	0	0	0	4	0
American Indian/Alaskan Native & Black/African American:	0	0	0	0	0	0	2	0
Other multi-racial:	0	0	0	0	0	0	37	0
Asian/Pacific Islander:	0	0	0	0	0	0	0	0
Hispanic:	0	0	0	0	0	0	0	0
Total:	0	0	0	0	0	0	1,988	1,624
Female-headed Households:	0		0		0			



U.S. Department of Housing and Urban Development
Office of Community Planning and Development
Integrated Disbursement and Information System
CDBG Activity Summary Report (GPR) for Program Year 2016
ORANGE COUNTY

Date: 07-Sep-2017

Time: 11:18

Page: 87

Income Category:

	Owner	Renter	Total	Person
Extremely Low	0	0	0	1,738
Low Mod	0	0	0	206
Moderate	0	0	0	44
Non Low Moderate	0	0	0	0
Total	0	0	0	1,988
Percent Low/Mod				100.0%

Annual Accomplishments



U.S. Department of Housing and Urban Development
Office of Community Planning and Development
Integrated Disbursement and Information System
CDBG Activity Summary Report (GPR) for Program Year 2016
ORANGE COUNTY

Date: 07-Sep-2017

Time: 11:18

Page: 88

Years	Accomplishment Narrative	# Benefitting
2016	<p>7/1/16 - 7/31/16 - Social Services (SS): OCHCA-WIC 7; OCSSA-MediCal & Food Stamps 12; Karate Youth 45; SeniorServ Lunch 11; F.A.C.E.S. Crisis 3; Individual 1; Parenting 4; WTLC 11, Total: 94; Support Services (SPS): Accessing Services 8; Case Mgmt 2; Immigration 1; Emerg. Food 14; Zumba 15; Kids Camp 22; Teen camp 12; Senior Prog. 11, Total: 85 cw 11/18/16</p> <p>8/1/16 - 8/31/16 - SS: RSCCD-ESL 13; OCHCA-WIC 5; OCSSA-MediCal & Food Stamps 17; YMCA 18; F.A.C.E.S. Individual 1; Parenting 8; WTLC 5, Total: 67; Support Services (SPS): Accessing Services 4; Case Mgmt 5; Emerg. Food 22; Employment Asst 1; Zumba 2; Backpacks for Success 242, Total: 276 cw 11/18/16</p> <p>9/1/16 - 9/30/16 - SS: RSCCD-ESL 13; OCSSA-MediCal & Food Stamps 5; Karate 7; F.A.C.E.S. Crisis 1; Individual 2; Group 10; Parenting 3; Total: 41; Support Services (SPS): Accessing Services 3; Case Mgmt 5; Emerg. Food 13; Misc Resources 1; Zumba 4; Backpacks for Success 2, Teen Program 10 Total: 38 cw 11/18/16</p> <p>10/1/16 - 10/31/16 - SS: RSCCD-ESL 5; OCHCA-WIC 27; OCSSA-MediCal & Food Stamps 9; ACCESS 19; YMCA 6; SeniorServ 5; F.A.C.E.S. Family 1; WTLC 2 Total: 74; Support Services (SPS): Accessing Services 3; Family Advocacy 2; Case Mgmt 3; Emerg. Food 9; Misc Resources 1; Youth Academic 13; Teen Prog. 1; Senior Prog. 5 Total: 37 cw 12/8/16</p> <p>11/1/16 - 11/30/16 - SS: OCHCA-WIC 4; OCSSA-MediCal & Food Stamps 13; F.A.C.E.S. Crisis 1; Individual 1; Parenting 3; WTLC 5; Total: 27; Support Services (SPS): Accessing Services 3; Family Advocacy 23; Emerg. Food 19; Thanksgiving Food Baskets 300; Youth Academic 18; Senior Prog. 5 Total: 363 cw 1/11/17</p> <p>12/1/16 - 12/31/16 - SS: RSCCD-ESL 2; OCHCA-WIC 11; OCSSA-MediCal & Food Stamps 9; F.A.C.E.S. Crisis 2; Individual 2; Family 1; WTLC 4 Total: 30; Support Services (SPS): Family Fun Activities 5; Family Advocacy 2; Emerg. Food 7; OC Toy Collaborative 216 Total: 230 cw 1/11/17</p> <p>1/1/17 - 1/31/17 - SS: RSCCE-ESL 5; OCHCA-WIC 21; OCSSA-MediCal & Food Stamps 9; F.A.C.E.S. Crisis 1; Individual 6; Family 4; WTLC 7 Total: 53; Support Services (SPS): Accessing Services 2; Family Advocacy 5; Emerg. Food 13; Total: 20 cw 3/31/17</p> <p>2/1/17 - 2/28/17 - SS: RSCCE-ESL 3; OCHCA-WIC 6; OCSSA-MediCal & Food Stamps 4; VITA Tax Asst 55; Karate 11; YMCA 1; F.A.C.E.S. Crisis 1; Individual 2; Family 2; Group 2; Parenting Class 5; WTLC 4 Total: 96; Support Services (SPS): Accessing Services 4; Family Advocacy 7; Case Mgmt 1; Immigration DACA 2; Emerg. Food 5; Senior Prog 6 Total: 25 cw 4/21/17</p> <p>3/1/17 - 3/31/17 - SS: OCHCA-WIC 5; OCSSA-MediCal & Food Stamps 10; VITA Tax Asst 105; SeniorServ 6; F.A.C.E.S. Crisis 1; Individual 2; Family 1; Group 2; Parenting Class 5; WTLC 6 Total: 143; Support Services (SPS): Accessing Services 3; Family Advocacy 12; Emerg. Food 8; Zumba 2; Senior Prog 7 Total: 32 cw 4/21/17</p> <p>4/1/17 - 4/30/17 - SS: RSCCD-ESL 2; OCHCA-WIC 9; OCSSA-MediCal & Food Stamps 1; VITA Tax Asst 83; SeniorServ 3; F.A.C.E.S. Group 1; Parenting Class 1; WTLC 2 Total: 102; Support Services (SPS): Accessing Services 1; Family Advocacy 9; Emerg. Food 4; Resources 1; Academic Enrichment 2; Senior Prog 3 Total: 20 cw 6/7/17</p> <p>5/1/17 - 5/31/17 - SS: OCHCA-WIC 12; OCSSA-MediCal & Food Stamps 1; Dept. of Education/Access 6; F.A.C.E.S. Group 2; Parenting Class 2; Family 3; WTLC 6 Total: 32; Support Services (SPS): Family Advocacy 11; Emerg. Food 3; Total: 14 cw 7/6/17</p> <p>Final GPR - SS: RSCCD-ESL 37; OCHCA-WIC 122; OCSSA-MediCal & Food Stamps 94; VITA 243; Karate 78; ACCESS 25; YMCA 51; Senior Lunch 25; F.A.C.E.S. Crisis 14; Indiv. 23; Family 18; Group 15; Parenting 35; WTLC PE 55; Total SS: 835; SPS: Accs Svcs 33; Case Mgmt 16; FaCT 86; Immigration 3; Family Fund 9; Emerg. Food 120; Employ. Asst 1; Resources 3; Thanksgiving Baskets 300; Zumba 22; Academic 23; Backpacks 244; Toy Collaborative 216; Summer Camp K-5th grade 22; Teen Camp 12; Teen Program 11; Senior Program 32; Total SPS 1153</p>	



U.S. Department of Housing and Urban Development
Office of Community Planning and Development
Integrated Disbursement and Information System
CDBG Activity Summary Report (GPR) for Program Year 2016
ORANGE COUNTY

Date: 07-Sep-2017
Time: 11:18
Page: 89

PGM Year: 2016
Project: 0023 - Fair Housing Education, Counseling and Enforcement (Urban County)
IDIS Activity: 2147 - OC Fair Housing - Urban County Fair Housing Education Counseling & Enforcement

Status: Completed 8/31/2017 1:01:46 PM
Location: ,

Objective:
Outcome:
Matrix Code: Fair Housing Activities (subject to 20% Admin Cap) (21D)
National Objective:

Initial Funding Date: 11/03/2016

Description:

Funds will be used to provide fair housing education, six community events, counseling, enforcement, and landlordtenant counseling and updates to the AI.

Financing

	Fund Type	Grant Year	Grant	Funded Amount	Drawn In Program Year	Drawn Thru Program Year
CDBG	EN	2016	B16UC060504	\$50,000.00	\$50,000.00	\$50,000.00
Total	Total			\$50,000.00	\$50,000.00	\$50,000.00

Proposed Accomplishments

Actual Accomplishments

Number assisted:

	Owner		Renter		Total		Person	
	Total	Hispanic	Total	Hispanic	Total	Hispanic	Total	Hispanic
White:					0	0		
Black/African American:					0	0		
Asian:					0	0		
American Indian/Alaskan Native:					0	0		
Native Hawaiian/Other Pacific Islander:					0	0		
American Indian/Alaskan Native & White:					0	0		
Asian White:					0	0		
Black/African American & White:					0	0		
American Indian/Alaskan Native & Black/African American:					0	0		
Other multi-racial:					0	0		
Asian/Pacific Islander:					0	0		
Hispanic:					0	0		
Total:	0	0	0	0	0	0	0	0

Female-headed Households:

0

Income Category:

Owner Renter Total Person



U.S. Department of Housing and Urban Development
Office of Community Planning and Development
Integrated Disbursement and Information System
CDBG Activity Summary Report (GPR) for Program Year 2016
ORANGE COUNTY

Date: 07-Sep-2017

Time: 11:18

Page: 90

Extremely Low			0	
Low Mod			0	
Moderate			0	
Non Low Moderate			0	
Total	0	0	0	0
Percent Low/Mod				

Annual Accomplishments

No data returned for this view. This might be because the applied filter excludes all data.



U.S. Department of Housing and Urban Development
 Office of Community Planning and Development
 Integrated Disbursement and Information System
 CDBG Activity Summary Report (GPR) for Program Year 2016
 ORANGE COUNTY

Date: 07-Sep-2017
 Time: 11:18
 Page: 92

Total: 0 0 0 0 0 0 0 0

Female-headed Households: 0 0 0

Income Category:

	Owner	Renter	Total	Person
Extremely Low	0	0	0	0
Low Mod	0	0	0	0
Moderate	0	0	0	0
Non Low Moderate	0	0	0	0
Total	0	0	0	0

Percent Low/Mod

Annual Accomplishments

Years	Accomplishment Narrative	# Benefitting
2016	For the period from 7/1/16 - 6/30/17, the following activities were completed at the El Modena and Midway City Community Centers: El Modena CC - Electrical	



U.S. Department of Housing and Urban Development
Office of Community Planning and Development
Integrated Disbursement and Information System
CDBG Activity Summary Report (GPR) for Program Year 2016
ORANGE COUNTY

Date: 07-Sep-2017
Time: 11:18
Page: 93

PGM Year:	2016		
Project:	0001 - Armory Emergency Shelter (CDBG)		
IDIS Activity:	2149 - Mercy House - Armory Emergency Shelter Program		
Status:	Completed 8/31/2017 12:52:10 PM	Objective:	Create suitable living environments
Location:	612 E Warner Ave 400 S. Brookhurst, Fullerton, CA 92833 Santa Ana, CA 92707-2941	Outcome:	Availability/accessibility
		Matrix Code:	Operating Costs of Homeless/AIDS Patients Programs (03T)
		National Objective:	LMC

Initial Funding Date: 11/03/2016

Description:

Funds will be used to provide essential services, operations, emergency shelter, showers and meals for homeless clients.

Financing

	Fund Type	Grant Year	Grant	Funded Amount	Drawn In Program Year	Drawn Thru Program Year
CDBG	EN	2016	B16UC060504	\$166,636.62	\$166,636.62	\$166,636.62
	PI			\$17,600.38	\$17,600.38	\$17,600.38
Total	Total			\$184,237.00	\$184,237.00	\$184,237.00

Proposed Accomplishments

People (General) : 610

Actual Accomplishments

Number assisted:

	Owner		Renter		Total		Person	
	Total	Hispanic	Total	Hispanic	Total	Hispanic	Total	Hispanic
White:	0	0	0	0	0	0	698	90
Black/African American:	0	0	0	0	0	0	255	21
Asian:	0	0	0	0	0	0	60	3
American Indian/Alaskan Native:	0	0	0	0	0	0	382	354
Native Hawaiian/Other Pacific Islander:	0	0	0	0	0	0	23	6
American Indian/Alaskan Native & White:	0	0	0	0	0	0	48	19
Asian White:	0	0	0	0	0	0	5	1
Black/African American & White:	0	0	0	0	0	0	14	2
American Indian/Alaskan Native & Black/African American:	0	0	0	0	0	0	12	5
Other multi-racial:	0	0	0	0	0	0	82	43
Asian/Pacific Islander:	0	0	0	0	0	0	0	0
Hispanic:	0	0	0	0	0	0	0	0
Total:	0	0	0	0	0	0	1,579	544
Female-headed Households:	0		0		0			



U.S. Department of Housing and Urban Development
Office of Community Planning and Development
Integrated Disbursement and Information System
CDBG Activity Summary Report (GPR) for Program Year 2016
ORANGE COUNTY

Date: 07-Sep-2017
Time: 11:18
Page: 94

Income Category:

	Owner	Renter	Total	Person
Extremely Low	0	0	0	1,579
Low Mod	0	0	0	0
Moderate	0	0	0	0
Non Low Moderate	0	0	0	0
Total	0	0	0	1,579
Percent Low/Mod				100.0%

Annual Accomplishments

Years	Accomplishment Narrative	# Benefitting
2016	<p>7/1/17 - 7/31/17 - During the month of July, Mercy House expenditures were for staffing, storage, office rent and fax. The Armory Cold Weather Shelter is a seasonal program which typically opens in November and runs through early Spring. cw 3/22/17</p> <p>1/1/17 - 1/31/17 - During the month of January, Mercy House was able to provide assistance to 298 unduplicated individuals at the Armory Cold Weather Shelter. Total served to date is 707 unduplicated individuals. The emergency shelter program offers meals, beds, as well as rotating clinics and service that clients can access. The shelter opened on December 5, 2016 and typically runs through early Spring. cw 3/22/17</p> <p>Final GPR - The Armory Emergency Shelter Program operated for 132 consecutive days from December 5, 2016 through April 15, 2017. During the season, the program served a total of 1,579 individuals. The Fullerton Armory was host to single males and females while the Santa Ana Armory serviced families with children and single women. cw 8/29/17</p>	



U.S. Department of Housing and Urban Development
Office of Community Planning and Development
Integrated Disbursement and Information System
CDBG Activity Summary Report (GPR) for Program Year 2016
ORANGE COUNTY

Date: 07-Sep-2017
Time: 11:18
Page: 95

PGM Year: 2016
Project: 0017 - Curb Ramps Project (Aliso Viejo)
IDIS Activity: 2150 - City of Aliso Viejo - CDBG Curb Ramps Project

Status: Completed 7/11/2017 6:26:48 PM
Location: 49 Oak View Dr various locations within City Aliso Viejo, CA 92656-8046
Objective: Create suitable living environments
Outcome: Availability/accessibility
Matrix Code: Street Improvements (03K)
National Objective: LMC

Initial Funding Date: 11/03/2016

Description:

Funds will be utilized for improvements to fifty-four (54) Curb Ramps in the City of Aliso Viejo to benefit the elderly and severely disabled adult clientele.

Financing

	Fund Type	Grant Year	Grant	Funded Amount	Drawn In Program Year	Drawn Thru Program Year
CDBG	EN	2015	B15UC060504	\$180,600.00	\$180,600.00	\$180,600.00
Total	Total			\$180,600.00	\$180,600.00	\$180,600.00

Proposed Accomplishments

People (General) : 14,377

Actual Accomplishments

Number assisted:

	Owner		Renter		Total		Person	
	Total	Hispanic	Total	Hispanic	Total	Hispanic	Total	Hispanic
White:	0	0	0	0	0	0	2,038	288
Black/African American:	0	0	0	0	0	0	68	0
Asian:	0	0	0	0	0	0	387	0
American Indian/Alaskan Native:	0	0	0	0	0	0	7	0
Native Hawaiian/Other Pacific Islander:	0	0	0	0	0	0	0	0
American Indian/Alaskan Native & White:	0	0	0	0	0	0	0	0
Asian White:	0	0	0	0	0	0	0	0
Black/African American & White:	0	0	0	0	0	0	0	0
American Indian/Alaskan Native & Black/African American:	0	0	0	0	0	0	0	0
Other multi-racial:	0	0	0	0	0	0	0	0
Asian/Pacific Islander:	0	0	0	0	0	0	0	0
Hispanic:	0	0	0	0	0	0	0	0
Total:	0	0	0	0	0	0	2,500	288
Female-headed Households:	0		0		0			



U.S. Department of Housing and Urban Development
Office of Community Planning and Development
Integrated Disbursement and Information System
CDBG Activity Summary Report (GPR) for Program Year 2016
ORANGE COUNTY

Date: 07-Sep-2017

Time: 11:18

Page: 96

Income Category:

	Owner	Renter	Total	Person
Extremely Low	0	0	0	0
Low Mod	0	0	0	2,500
Moderate	0	0	0	0
Non Low Moderate	0	0	0	0
Total	0	0	0	2,500
Percent Low/Mod				100.0%

Annual Accomplishments

Years	Accomplishment Narrative	# Benefitting
2016	4/1/17 - 6/30/17 (Final) - Completed 56 curb ramps to meet ADA specifications. cw 6/9/17	
	Completed close out in IDIS. City did not expend \$166.00, reprogrammed funds. cw 7/11/17	



U.S. Department of Housing and Urban Development
Office of Community Planning and Development
Integrated Disbursement and Information System
CDBG Activity Summary Report (GPR) for Program Year 2016
ORANGE COUNTY

Date: 07-Sep-2017
Time: 11:18
Page: 97

PGM Year: 2016
Project: 0030 - Administration County (Aliso Viejo)
IDIS Activity: 2151 - County of Orange - Admin. for Aliso Viejo (Metro)

Status: Completed 8/17/2017 12:04:17 PM
Location: ,

Objective:
Outcome:
Matrix Code: General Program Administration (21A) **National Objective:**

Initial Funding Date: 11/03/2016

Description:

Funds will be used for County's administration of City of Aliso Viejo HUD-sponsored programs, CAPER and ConPlanAAPAI.

Financing

	Fund Type	Grant Year	Grant	Funded Amount	Drawn In Program Year	Drawn Thru Program Year
CDBG	EN	2016	B16UC060504	\$1,543.45	\$776.83	\$776.83
	PI			\$21,052.55	\$21,052.55	\$21,052.55
Total	Total			\$22,596.00	\$21,829.38	\$21,829.38

Proposed Accomplishments

Actual Accomplishments

Number assisted:

	Owner		Renter		Total		Person	
	Total	Hispanic	Total	Hispanic	Total	Hispanic	Total	Hispanic
White:					0	0		
Black/African American:					0	0		
Asian:					0	0		
American Indian/Alaskan Native:					0	0		
Native Hawaiian/Other Pacific Islander:					0	0		
American Indian/Alaskan Native & White:					0	0		
Asian White:					0	0		
Black/African American & White:					0	0		
American Indian/Alaskan Native & Black/African American:					0	0		
Other multi-racial:					0	0		
Asian/Pacific Islander:					0	0		
Hispanic:					0	0		
Total:	0	0	0	0	0	0	0	0
Female-headed Households:					0			



U.S. Department of Housing and Urban Development
Office of Community Planning and Development
Integrated Disbursement and Information System
CDBG Activity Summary Report (GPR) for Program Year 2016
ORANGE COUNTY

Date: 07-Sep-2017

Time: 11:18

Page: 98

Income Category:

	Owner	Renter	Total	Person
Extremely Low			0	
Low Mod			0	
Moderate			0	
Non Low Moderate			0	
Total	0	0	0	0
Percent Low/Mod				

Annual Accomplishments

No data returned for this view. This might be because the applied filter excludes all data.



U.S. Department of Housing and Urban Development
Office of Community Planning and Development
Integrated Disbursement and Information System
CDBG Activity Summary Report (GPR) for Program Year 2016
ORANGE COUNTY

Date: 07-Sep-2017
Time: 11:18
Page: 99

PGM Year: 2016
Project: 0018 - Administration (Aliso Viejo)
IDIS Activity: 2152 - City of Aliso Viejo - Administration

Status: Completed 7/11/2017 6:32:36 PM
Location: ,

Objective:
Outcome:
Matrix Code: General Program Administration (21A) **National Objective:**

Initial Funding Date: 11/03/2016

Description:
Funds will be used to administration of the City of Aliso Viejo HUD-sponsored programs and activities.

Financing

	Fund Type	Grant Year	Grant	Funded Amount	Drawn In Program Year	Drawn Thru Program Year
CDBG	EN	2016	B16UC060504	\$22,594.40	\$22,594.40	\$22,594.40
Total	Total			\$22,594.40	\$22,594.40	\$22,594.40

Proposed Accomplishments

Actual Accomplishments

Number assisted:

	Owner		Renter		Total		Person	
	Total	Hispanic	Total	Hispanic	Total	Hispanic	Total	Hispanic
White:					0	0		
Black/African American:					0	0		
Asian:					0	0		
American Indian/Alaskan Native:					0	0		
Native Hawaiian/Other Pacific Islander:					0	0		
American Indian/Alaskan Native & White:					0	0		
Asian White:					0	0		
Black/African American & White:					0	0		
American Indian/Alaskan Native & Black/African American:					0	0		
Other multi-racial:					0	0		
Asian/Pacific Islander:					0	0		
Hispanic:					0	0		
Total:	0	0	0	0	0	0	0	0

Female-headed Households:

0

Income Category:

Owner Renter Total Person



U.S. Department of Housing and Urban Development
Office of Community Planning and Development
Integrated Disbursement and Information System
CDBG Activity Summary Report (GPR) for Program Year 2016
ORANGE COUNTY

Date: 07-Sep-2017

Time: 11:18

Page: 100

Extremely Low			0	
Low Mod			0	
Moderate			0	
Non Low Moderate			0	
Total	0	0	0	0
Percent Low/Mod				

Annual Accomplishments

No data returned for this view. This might be because the applied filter excludes all data.



U.S. Department of Housing and Urban Development
Office of Community Planning and Development
Integrated Disbursement and Information System
CDBG Activity Summary Report (GPR) for Program Year 2016
ORANGE COUNTY

Date: 07-Sep-2017
Time: 11:18
Page: 101

PGM Year:	2016		
Project:	0032 - Neighborhood Services (Placentia)		
IDIS Activity:	2153 - City of Placentia - Public Services Neighborhood Services		
Status:	Completed 8/31/2017 12:33:38 PM	Objective:	Create suitable living environments
Location:	900B S Melrose St Placentia, CA 92870-7117	Outcome:	Availability/accessibility
		Matrix Code:	Public Services (General) (05)
		National Objective:	LMC

Initial Funding Date: 11/03/2016

Description:

Funds will be used for operations and support staff in the Neighborhood Services Division for various food distribution programs and coordinating services for low income residents including direct assistance with the completion, review, and translation of public assistance forms including immigration documents, employment forms, legal aid, housing and medical services.

Financing

	Fund Type	Grant Year	Grant	Funded Amount	Drawn In Program Year	Drawn Thru Program Year
CDBG	EN	2016	B16UC060504	\$23,100.79	\$23,100.79	\$23,100.79
Total	Total			\$23,100.79	\$23,100.79	\$23,100.79

Proposed Accomplishments

People (General) : 11,700

Actual Accomplishments

Number assisted:

	Owner		Renter		Total		Person	
	Total	Hispanic	Total	Hispanic	Total	Hispanic	Total	Hispanic
White:	0	0	0	0	0	0	1,021	0
Black/African American:	0	0	0	0	0	0	16	0
Asian:	0	0	0	0	0	0	223	0
American Indian/Alaskan Native:	0	0	0	0	0	0	0	0
Native Hawaiian/Other Pacific Islander:	0	0	0	0	0	0	1	0
American Indian/Alaskan Native & White:	0	0	0	0	0	0	0	0
Asian White:	0	0	0	0	0	0	0	0
Black/African American & White:	0	0	0	0	0	0	0	0
American Indian/Alaskan Native & Black/African American:	0	0	0	0	0	0	16	0
Other multi-racial:	0	0	0	0	0	0	19	0
Asian/Pacific Islander:	0	0	0	0	0	0	0	0
Hispanic:	0	0	0	0	0	0	0	0
Total:	0	0	0	0	0	0	1,296	0



U.S. Department of Housing and Urban Development
Office of Community Planning and Development
Integrated Disbursement and Information System
CDBG Activity Summary Report (GPR) for Program Year 2016
ORANGE COUNTY

Date: 07-Sep-2017
Time: 11:18
Page: 102

Female-headed Households: 0 0 0

Income Category:

	Owner	Renter	Total	Person
Extremely Low	0	0	0	0
Low Mod	0	0	0	1,296
Moderate	0	0	0	0
Non Low Moderate	0	0	0	0
Total	0	0	0	1,296
Percent Low/Mod				100.0%

Annual Accomplishments

Years	Accomplishment Narrative	# Benefitting
2016	For the period from 7/1/16 - 6/30/17 (Final GPR) - Funds were used toward the operation and support staff for various food programs and health services referrals. cw 8/29/17	



U.S. Department of Housing and Urban Development
Office of Community Planning and Development
Integrated Disbursement and Information System
CDBG Activity Summary Report (GPR) for Program Year 2016
ORANGE COUNTY

Date: 07-Sep-2017
Time: 11:18
Page: 103

PGM Year: 2016
Project: 0031 - Senior Services (Placentia)
IDIS Activity: 2154 - City of Placentia - Public Services Senior Services

Status: Completed 9/6/2017 11:01:50 AM
Location: 143 S Bradford Ave Placentia, CA 92870-5614

Objective: Create suitable living environments
Outcome: Availability/accessibility
Matrix Code: Senior Services (05A)

National Objective: LMC

Initial Funding Date: 11/03/2016

Description:

Funds will be used for city staff salaries for providing the Senior Lunch Program.
The Senior Lunch Program provides a local community benefit to the senior and disabled population by providing an average of 450 daily nutritional meals.

Financing

	Fund Type	Grant Year	Grant	Funded Amount	Drawn In Program Year	Drawn Thru Program Year
CDBG	EN	2016	B16UC060504	\$40,000.00	\$40,000.00	\$40,000.00
Total	Total			\$40,000.00	\$40,000.00	\$40,000.00

Proposed Accomplishments

People (General) : 450

Actual Accomplishments

Number assisted:

	Owner		Renter		Total		Person	
	Total	Hispanic	Total	Hispanic	Total	Hispanic	Total	Hispanic
White:	0	0	0	0	0	0	1,011	0
Black/African American:	0	0	0	0	0	0	13	0
Asian:	0	0	0	0	0	0	218	0
American Indian/Alaskan Native:	0	0	0	0	0	0	0	0
Native Hawaiian/Other Pacific Islander:	0	0	0	0	0	0	0	0
American Indian/Alaskan Native & White:	0	0	0	0	0	0	0	0
Asian White:	0	0	0	0	0	0	0	0
Black/African American & White:	0	0	0	0	0	0	0	0
American Indian/Alaskan Native & Black/African American:	0	0	0	0	0	0	0	0
Other multi-racial:	0	0	0	0	0	0	38	0
Asian/Pacific Islander:	0	0	0	0	0	0	0	0
Hispanic:	0	0	0	0	0	0	0	0
Total:	0	0	0	0	0	0	1,280	0
Female-headed Households:	0		0		0			



U.S. Department of Housing and Urban Development
Office of Community Planning and Development
Integrated Disbursement and Information System
CDBG Activity Summary Report (GPR) for Program Year 2016
ORANGE COUNTY

Date: 07-Sep-2017

Time: 11:18

Page: 104

Income Category:

	Owner	Renter	Total	Person
Extremely Low	0	0	0	0
Low Mod	0	0	0	1,280
Moderate	0	0	0	0
Non Low Moderate	0	0	0	0
Total	0	0	0	1,280
Percent Low/Mod				100.0%

Annual Accomplishments

Years	Accomplishment Narrative	# Benefitting
2016	For the period from 7/1/16 - 6/30/17 (Final GPR) - Funds were used towards staff salaries to provide the Senior Lunch Program which provides nutritional meals to older adults. cw 8/29/17	



U.S. Department of Housing and Urban Development
Office of Community Planning and Development
Integrated Disbursement and Information System
CDBG Activity Summary Report (GPR) for Program Year 2016
ORANGE COUNTY

Date: 07-Sep-2017
Time: 11:18
Page: 105

PGM Year: 2016
Project: 0039 - Housing Rehabilitation - SFR (Placentia)
IDIS Activity: 2155 - City of Placentia - Single Family Rehabilitation

Status: Completed 8/31/2017 1:34:24 PM
Location: 1755 Vincente Ave Placentia, CA 92870-6621

Objective: Provide decent affordable housing
Outcome: Affordability
Matrix Code: Rehab; Single-Unit Residential (14A) **National Objective:** LMH

Initial Funding Date: 11/03/2016

Description:

Funds will be used to assist 4 low and moderate income qualified homeowners that reside in single family residences or mobile homes by replacing roofs, ADA accessibility, energy efficiency improvements, window replacement, painting and graffiti removal from private properties.

Financing

	Fund Type	Grant Year	Grant	Funded Amount	Drawn In Program Year	Drawn Thru Program Year
CDBG	EN	Pre-2015		\$45,351.93	\$0.00	\$0.00
		2014	B14UC060504		\$45,351.93	\$45,351.93
		2015	B15UC060504	\$17,433.87	\$17,433.87	\$17,433.87
	PI			\$664.20	\$664.20	\$664.20
Total	Total			\$63,450.00	\$63,450.00	\$63,450.00

Proposed Accomplishments

Housing Units : 4

Actual Accomplishments

Number assisted:

	Owner		Renter		Total		Person	
	Total	Hispanic	Total	Hispanic	Total	Hispanic	Total	Hispanic
White:	3	3	0	0	3	3	0	0
Black/African American:	0	0	0	0	0	0	0	0
Asian:	1	0	0	0	1	0	0	0
American Indian/Alaskan Native:	0	0	0	0	0	0	0	0
Native Hawaiian/Other Pacific Islander:	0	0	0	0	0	0	0	0
American Indian/Alaskan Native & White:	0	0	0	0	0	0	0	0
Asian White:	0	0	0	0	0	0	0	0
Black/African American & White:	0	0	0	0	0	0	0	0
American Indian/Alaskan Native & Black/African American:	0	0	0	0	0	0	0	0
Other multi-racial:	0	0	0	0	0	0	0	0
Asian/Pacific Islander:	0	0	0	0	0	0	0	0
Hispanic:	0	0	0	0	0	0	0	0



U.S. Department of Housing and Urban Development
Office of Community Planning and Development
Integrated Disbursement and Information System
CDBG Activity Summary Report (GPR) for Program Year 2016
ORANGE COUNTY

Date: 07-Sep-2017
Time: 11:18
Page: 106

Total:	4	3	0	0	4	3	0	0
---------------	----------	----------	----------	----------	----------	----------	----------	----------

Female-headed Households:	0		0		0			
---------------------------	---	--	---	--	---	--	--	--

Income Category:

	Owner	Renter	Total	Person
Extremely Low	2	0	2	0
Low Mod	2	0	2	0
Moderate	0	0	0	0
Non Low Moderate	0	0	0	0
Total	4	0	4	0
Percent Low/Mod	100.0%		100.0%	

Annual Accomplishments

Years	Accomplishment Narrative	# Benefitting
2016	For the period from 7/1/16 - 6/30/17 (Final GPR) - A total of four (4) single family residents were completed. cw 8/23/17 Close out complete. City will reprogram \$16,500 to next fiscal year. cw 8/31/17	



U.S. Department of Housing and Urban Development
Office of Community Planning and Development
Integrated Disbursement and Information System
CDBG Activity Summary Report (GPR) for Program Year 2016
ORANGE COUNTY

Date: 07-Sep-2017
Time: 11:18
Page: 107

PGM Year: 2016
Project: 0038 - Facade Improvements (Placentia)
IDIS Activity: 2156 - City of Placentia - Facade Improvements

Status: Canceled 8/30/2017 6:46:10 PM
Location: 101 W Santa Fe Ave various locs -Old Town Santa Fe
District Placentia, CA 92870-5633

Objective: Create suitable living environments
Outcome: Availability/accessibility
Matrix Code: Rehab; Publicly or Privately-Owned
Commercial/Industrial (14E)

National Objective: LMA

Initial Funding Date: 11/08/2016

Description:

Funds will be used for exterior improvements among the aging commercial buildings in the Old Town Santa Fe District area.

The program will be implemented in an effort to remove blight and provide for the expansion of the City's tax base through use of CDBG funded loans for eligible facade improvements to local businesses.

Financing

No data returned for this view. This might be because the applied filter excludes all data.

Proposed Accomplishments

Businesses : 2
Total Population in Service Area: 4,555
Census Tract Percent Low / Mod: 81.89

Annual Accomplishments

Years	Accomplishment Narrative	# Benefitting
2016	Project was cancelled. Funds (\$60,000) were reprogrammed to other City of Placentia PY2016 activities. cw 8-30-17	



U.S. Department of Housing and Urban Development
Office of Community Planning and Development
Integrated Disbursement and Information System
CDBG Activity Summary Report (GPR) for Program Year 2016
ORANGE COUNTY

Date: 07-Sep-2017
Time: 11:18
Page: 108

PGM Year: 2016
Project: 0036 - Pedestrian Improvements Phase IV (Placentia)
IDIS Activity: 2157 - City of Placentia - Pedestrian Accessibility and Improvement Project Phase V

Status: Completed 8/31/2017 12:19:13 PM
Location: 401 E Chapman Ave various locations within City Placentia, CA 92870-6101
Objective: Create suitable living environments
Outcome: Availability/accessibility
Matrix Code: Sidewalks (03L)
National Objective: LMC

Initial Funding Date: 11/08/2016

Description:

Funds will be used to assist the low to moderate-income target areas by constructing: 1) 15 curb ramps, 2) 20,500 square feet of sidewalk and 3) 120 linear feet of curb and gutter to help meet the needs of its disabled and senior residents.

Financing

	Fund Type	Grant Year	Grant	Funded Amount	Drawn In Program Year	Drawn Thru Program Year
CDBG	EN	2015	B15UC060504	\$74,786.00	\$74,786.00	\$74,786.00
Total	Total			\$74,786.00	\$74,786.00	\$74,786.00

Proposed Accomplishments

People (General) : 7,850

Actual Accomplishments

Number assisted:

	Owner		Renter		Total		Person	
	Total	Hispanic	Total	Hispanic	Total	Hispanic	Total	Hispanic
White:	0	0	0	0	0	0	12,213	0
Black/African American:	0	0	0	0	0	0	186	0
Asian:	0	0	0	0	0	0	2,666	0
American Indian/Alaskan Native:	0	0	0	0	0	0	8	0
Native Hawaiian/Other Pacific Islander:	0	0	0	0	0	0	9	0
American Indian/Alaskan Native & White:	0	0	0	0	0	0	0	0
Asian White:	0	0	0	0	0	0	0	0
Black/African American & White:	0	0	0	0	0	0	0	0
American Indian/Alaskan Native & Black/African American:	0	0	0	0	0	0	0	0
Other multi-racial:	0	0	0	0	0	0	418	0
Asian/Pacific Islander:	0	0	0	0	0	0	0	0
Hispanic:	0	0	0	0	0	0	0	0
Total:	0	0	0	0	0	0	15,500	0
Female-headed Households:	0		0		0			



U.S. Department of Housing and Urban Development
Office of Community Planning and Development
Integrated Disbursement and Information System
CDBG Activity Summary Report (GPR) for Program Year 2016
ORANGE COUNTY

Date: 07-Sep-2017
Time: 11:18
Page: 109

Income Category:

	Owner	Renter	Total	Person
Extremely Low	0	0	0	0
Low Mod	0	0	0	15,500
Moderate	0	0	0	0
Non Low Moderate	0	0	0	0
Total	0	0	0	15,500
Percent Low/Mod				100.0%

Annual Accomplishments

Years	Accomplishment Narrative	# Benefitting
2016	For the period from 7/1/16 - 6/30/17 (FINAL GPR) - On April 18, 2017, City Council awarded a contract to EBS General Engineering, Inc. for the Pedestrian Accessibility Improvement Project Phase V. This project assisted the City's low to moderate income target areas by constructing ADA Compliant curb ramps, sidewalks or curb and gutters. The project is complete. All CDBG funds allocated to the project has been expended. cw 8/23/17	



U.S. Department of Housing and Urban Development
Office of Community Planning and Development
Integrated Disbursement and Information System
CDBG Activity Summary Report (GPR) for Program Year 2016
ORANGE COUNTY

Date: 07-Sep-2017
Time: 11:18
Page: 110

PGM Year: 2016
Project: 0037 - Neighborhood Facility Improvements (Placentia)
IDIS Activity: 2158 - City of Placentia - Neighborhood Facility Improvement

Status: Completed 8/31/2017 12:29:41 PM
Location: 201 N Bradford Ave Placentia, CA 92870-5650

Objective: Create suitable living environments
Outcome: Availability/accessibility
Matrix Code: Neighborhood Facilities (03E)

National Objective: LMA

Initial Funding Date: 11/08/2016

Description:

Funds will be used to allow full access to the disabled and elderly by improving the doors and entryways at the Police Department lobby and restrooms. The goal is to provide adequate ADA accessibility amount identified public areas in the City.

Financing

	Fund Type	Grant Year	Grant	Funded Amount	Drawn In Program Year	Drawn Thru Program Year
CDBG	EN	2015	B15UC060504	\$163,875.00	\$163,875.00	\$163,875.00
Total	Total			\$163,875.00	\$163,875.00	\$163,875.00

Proposed Accomplishments

Public Facilities : 2,608
Total Population in Service Area: 10,235
Census Tract Percent Low / Mod: 79.78

Annual Accomplishments

Years	Accomplishment Narrative	# Benefitting
2016	For the period from 7/1/16 - 6/30/17 (Final GPR) - On April 18, 2017, Placentia City Council awarded a contract to R Dependable Construction, Inc. The City is currently working on the remaining scope of work which does not include CDBG funds. The notice of completion will be issued in September 2017. cw 8/29/17 Remaining balance of \$5,126 will be reprogrammed for next fiscal year. cw 8/31/17	



U.S. Department of Housing and Urban Development
Office of Community Planning and Development
Integrated Disbursement and Information System
CDBG Activity Summary Report (GPR) for Program Year 2016
ORANGE COUNTY

Date: 07-Sep-2017
Time: 11:18
Page: 111

PGM Year: 2016
Project: 0029 - Administration County (Placentia)
IDIS Activity: 2159 - County of Orange - Admin. for Placentia (Metro)

Status: Completed 8/17/2017 12:03:12 PM
Location: ,

Objective:
Outcome:
Matrix Code: General Program Administration (21A) **National Objective:**

Initial Funding Date: 11/08/2016

Description:

Funds will be used for County's administration of City of Placentia HUD-sponsored programs, CAPER and ConPlanAAPAI.

Financing

	Fund Type	Grant Year	Grant	Funded Amount	Drawn In Program Year	Drawn Thru Program Year
CDBG	EN	2016	B16UC060504	\$35,596.11	\$24,638.32	\$24,638.32
	PI			\$6,469.89	\$6,469.89	\$6,469.89
Total	Total			\$42,066.00	\$31,108.21	\$31,108.21

Proposed Accomplishments

Actual Accomplishments

Number assisted:

	Owner		Renter		Total		Person	
	Total	Hispanic	Total	Hispanic	Total	Hispanic	Total	Hispanic
White:					0	0		
Black/African American:					0	0		
Asian:					0	0		
American Indian/Alaskan Native:					0	0		
Native Hawaiian/Other Pacific Islander:					0	0		
American Indian/Alaskan Native & White:					0	0		
Asian White:					0	0		
Black/African American & White:					0	0		
American Indian/Alaskan Native & Black/African American:					0	0		
Other multi-racial:					0	0		
Asian/Pacific Islander:					0	0		
Hispanic:					0	0		
Total:	0	0	0	0	0	0	0	0
Female-headed Households:					0			



U.S. Department of Housing and Urban Development
Office of Community Planning and Development
Integrated Disbursement and Information System
CDBG Activity Summary Report (GPR) for Program Year 2016
ORANGE COUNTY

Date: 07-Sep-2017

Time: 11:18

Page: 112

Income Category:

	Owner	Renter	Total	Person
Extremely Low			0	
Low Mod			0	
Moderate			0	
Non Low Moderate			0	
Total	0	0	0	0
Percent Low/Mod				

Annual Accomplishments

No data returned for this view. This might be because the applied filter excludes all data.



U.S. Department of Housing and Urban Development
Office of Community Planning and Development
Integrated Disbursement and Information System
CDBG Activity Summary Report (GPR) for Program Year 2016
ORANGE COUNTY

Date: 07-Sep-2017
Time: 11:18
Page: 113

PGM Year: 2016
Project: 0019 - Administration (Placentia)
IDIS Activity: 2160 - City of Placentia - Administration

Status: Completed 8/31/2017 12:59:58 PM
Location: ,

Objective:
Outcome:
Matrix Code: General Program Administration (21A) **National Objective:**

Initial Funding Date: 11/08/2016

Description:

Funds will be used to administration of the City of Placentia HUD-sponsored programs and activities.

Financing

	Fund Type	Grant Year	Grant	Funded Amount	Drawn In Program Year	Drawn Thru Program Year
CDBG	EN	2016	B16UC060504	\$42,066.00	\$42,066.00	\$42,066.00
Total	Total			\$42,066.00	\$42,066.00	\$42,066.00

Proposed Accomplishments

Actual Accomplishments

Number assisted:

	Owner		Renter		Total		Person	
	Total	Hispanic	Total	Hispanic	Total	Hispanic	Total	Hispanic
White:					0	0		
Black/African American:					0	0		
Asian:					0	0		
American Indian/Alaskan Native:					0	0		
Native Hawaiian/Other Pacific Islander:					0	0		
American Indian/Alaskan Native & White:					0	0		
Asian White:					0	0		
Black/African American & White:					0	0		
American Indian/Alaskan Native & Black/African American:					0	0		
Other multi-racial:					0	0		
Asian/Pacific Islander:					0	0		
Hispanic:					0	0		
Total:	0	0	0	0	0	0	0	0

Female-headed Households:

0

Income Category:

Owner Renter Total Person



U.S. Department of Housing and Urban Development
Office of Community Planning and Development
Integrated Disbursement and Information System
CDBG Activity Summary Report (GPR) for Program Year 2016
ORANGE COUNTY

Date: 07-Sep-2017

Time: 11:18

Page: 114

Extremely Low			0	
Low Mod			0	
Moderate			0	
Non Low Moderate			0	
Total	0	0	0	0
Percent Low/Mod				

Annual Accomplishments

No data returned for this view. This might be because the applied filter excludes all data.



U.S. Department of Housing and Urban Development
Office of Community Planning and Development
Integrated Disbursement and Information System
CDBG Activity Summary Report (GPR) for Program Year 2016
ORANGE COUNTY

Date: 07-Sep-2017
Time: 11:18
Page: 115

PGM Year: 2016
Project: 0027 - Senior Center ADA Improvements (Yorba Linda)
IDIS Activity: 2161 - City of Yorba Linda - ADA Improvement Evergreen

Status: Open
Location: 5100 Avocado Cir Yorba Linda, CA 92886-4172

Objective: Create suitable living environments
Outcome: Availability/accessibility
Matrix Code: Rehab; Multi-Unit Residential (14B)

National Objective: LMH

Initial Funding Date: 11/09/2016

Description:

Funds will be used to replace one of three obsolete elevators to address the need for seniors ADA accessible elevator.

Financing

	Fund Type	Grant Year	Grant	Funded Amount	Drawn In Program Year	Drawn Thru Program Year
CDBG	EN	2015	B15UC060504	\$47,264.00	\$0.00	\$0.00
Total	Total			\$47,264.00	\$0.00	\$0.00

Proposed Accomplishments

Housing Units : 52

Actual Accomplishments

Number assisted:

	Owner		Renter		Total		Person	
	Total	Hispanic	Total	Hispanic	Total	Hispanic	Total	Hispanic
White:	0	0	0	0	0	0		0
Black/African American:	0	0	0	0	0	0	0	0
Asian:	0	0	0	0	0	0	0	0
American Indian/Alaskan Native:	0	0	0	0	0	0	0	0
Native Hawaiian/Other Pacific Islander:	0	0	0	0	0	0	0	0
American Indian/Alaskan Native & White:	0	0	0	0	0	0	0	0
Asian White:	0	0	0	0	0	0	0	0
Black/African American & White:	0	0	0	0	0	0	0	0
American Indian/Alaskan Native & Black/African American:	0	0	0	0	0	0	0	0
Other multi-racial:	0	0	0	0	0	0	0	0
Asian/Pacific Islander:	0	0	0	0	0	0	0	0
Hispanic:	0	0	0	0	0	0	0	0
Total:	0	0	0	0	0	0	0	0
Female-headed Households:	0		0		0			



U.S. Department of Housing and Urban Development
Office of Community Planning and Development
Integrated Disbursement and Information System
CDBG Activity Summary Report (GPR) for Program Year 2016
ORANGE COUNTY

Date: 07-Sep-2017

Time: 11:18

Page: 116

Income Category:

	Owner	Renter	Total	Person
Extremely Low	0	0	0	0
Low Mod	0	0	0	0
Moderate	0	0	0	0
Non Low Moderate	0	0	0	0
Total	0	0	0	0
Percent Low/Mod				

Annual Accomplishments

Years	Accomplishment Narrative	# Benefitting
2016	7/12/16 - 3/30/17 - The work is commencing in the fourth quarter of this fiscal year and will be complete by the end of the program June 30, 2017. cw 4/17/17	
	Status update as of 8/31/17 - All materials have been ordered and the tank unit and controller have been received. Fixtures and controller should arrive to shop shortly. Once all equipment is received, the job will be scheduled. The first elevator is scheduled to begin in the second half of September. cw 8/31/17	



U.S. Department of Housing and Urban Development
Office of Community Planning and Development
Integrated Disbursement and Information System
CDBG Activity Summary Report (GPR) for Program Year 2016
ORANGE COUNTY

Date: 07-Sep-2017
Time: 11:18
Page: 117

PGM Year:	2016		
Project:	0026 - Senior Nutrition Program (Yorba Linda)		
IDIS Activity:	2162 - City of Yorba Linda - Senior Nutrition Program		
Status:	Completed 8/31/2017 12:41:30 PM	Objective:	Create suitable living environments
Location:	4501 Casa Loma Ave Yorba Linda, CA 92886-3315	Outcome:	Availability/accessibility
		Matrix Code:	Senior Services (05A)
		National Objective:	LMC

Initial Funding Date: 11/09/2016

Description:

Funds will be run the Senior Meals Program that provides the senior and disable population in the area with nutritional meals and social interaction 5 days a week at the Yorba Linda Community Center.

Financing

	Fund Type	Grant Year	Grant	Funded Amount	Drawn In Program Year	Drawn Thru Program Year
CDBG	EN	2016	B16UC060504	\$29,369.00	\$29,369.00	\$29,369.00
Total	Total			\$29,369.00	\$29,369.00	\$29,369.00

Proposed Accomplishments

People (General) : 300

Actual Accomplishments

Number assisted:

	Owner		Renter		Total		Person	
	Total	Hispanic	Total	Hispanic	Total	Hispanic	Total	Hispanic
White:	0	0	0	0	0	0	174	18
Black/African American:	0	0	0	0	0	0	1	0
Asian:	0	0	0	0	0	0	29	0
American Indian/Alaskan Native:	0	0	0	0	0	0	0	0
Native Hawaiian/Other Pacific Islander:	0	0	0	0	0	0	0	0
American Indian/Alaskan Native & White:	0	0	0	0	0	0	0	0
Asian White:	0	0	0	0	0	0	0	0
Black/African American & White:	0	0	0	0	0	0	0	0
American Indian/Alaskan Native & Black/African American:	0	0	0	0	0	0	0	0
Other multi-racial:	0	0	0	0	0	0	31	0
Asian/Pacific Islander:	0	0	0	0	0	0	0	0
Hispanic:	0	0	0	0	0	0	0	0
Total:	0	0	0	0	0	0	235	18
Female-headed Households:	0		0		0			



U.S. Department of Housing and Urban Development
Office of Community Planning and Development
Integrated Disbursement and Information System
CDBG Activity Summary Report (GPR) for Program Year 2016
ORANGE COUNTY

Date: 07-Sep-2017

Time: 11:18

Page: 118

Income Category:

	Owner	Renter	Total	Person
Extremely Low	0	0	0	118
Low Mod	0	0	0	68
Moderate	0	0	0	49
Non Low Moderate	0	0	0	0
Total	0	0	0	235
Percent Low/Mod				100.0%

Annual Accomplishments

Years	Accomplishment Narrative	# Benefitting
2016	7/1/16 - 9/30/16 - Served 3,625 meals to 160 unduplicated senior during the first quarter of FY 2016/17. cw 1/5/17	
	10/1/16 - 12/31/16 - Served 3,231 meals to 22 unduplicated seniors. cw 2/23/17	
	1/1/17 - 3/31/17 - Served meals to 22 unduplicated seniors. cw 5/3/17	
	4/1/17 - 6/30/17 (Final GPR) - Served 3,508 meals to 31 unduplicated seniors during. Total Served for 7/1/16 - 6/30/17 was 235. cw 8/23/17	



U.S. Department of Housing and Urban Development
Office of Community Planning and Development
Integrated Disbursement and Information System
CDBG Activity Summary Report (GPR) for Program Year 2016
ORANGE COUNTY

Date: 07-Sep-2017
Time: 11:18
Page: 119

PGM Year: 2016
Project: 0025 - Neighborhood Improvement Program (Yorba Linda)
IDIS Activity: 2163 - City of Yorba Linda - Neighborhood Improvement Program

Status: Completed 9/5/2017 5:20:27 PM
Location: 16791 Lake Ridge Way Yorba Linda, CA 92886-1534
Objective: Provide decent affordable housing
Outcome: Affordability
Matrix Code: Rehab; Single-Unit Residential (14A) **National Objective:** LMH

Initial Funding Date: 11/09/2016

Description:

Funds will be for rehabilitation grants to qualified low-to-moderate income homeowners for interior and exterior improvements.

Financing

	Fund Type	Grant Year	Grant	Funded Amount	Drawn In Program Year	Drawn Thru Program Year
CDBG	EN	2015	B15UC060504	\$53,363.00	\$53,363.00	\$53,363.00
Total	Total			\$53,363.00	\$53,363.00	\$53,363.00

Proposed Accomplishments

Housing Units : 10

Actual Accomplishments

Number assisted:

	Owner		Renter		Total		Person	
	Total	Hispanic	Total	Hispanic	Total	Hispanic	Total	Hispanic
White:	17	5	0	0	17	5	0	0
Black/African American:	0	0	0	0	0	0	0	0
Asian:	1	0	0	0	1	0	0	0
American Indian/Alaskan Native:	0	0	0	0	0	0	0	0
Native Hawaiian/Other Pacific Islander:	0	0	0	0	0	0	0	0
American Indian/Alaskan Native & White:	0	0	0	0	0	0	0	0
Asian White:	0	0	0	0	0	0	0	0
Black/African American & White:	0	0	0	0	0	0	0	0
American Indian/Alaskan Native & Black/African American:	0	0	0	0	0	0	0	0
Other multi-racial:	0	0	0	0	0	0	0	0
Asian/Pacific Islander:	0	0	0	0	0	0	0	0
Hispanic:	0	0	0	0	0	0	0	0
Total:	18	5	0	0	18	5	0	0
Female-headed Households:	12		0		12			



U.S. Department of Housing and Urban Development
Office of Community Planning and Development
Integrated Disbursement and Information System
CDBG Activity Summary Report (GPR) for Program Year 2016
ORANGE COUNTY

Date: 07-Sep-2017

Time: 11:18

Page: 120

Income Category:

	Owner	Renter	Total	Person
Extremely Low	10	0	10	0
Low Mod	6	0	6	0
Moderate	2	0	2	0
Non Low Moderate	0	0	0	0
Total	18	0	18	0
Percent Low/Mod	100.0%		100.0%	

Annual Accomplishments

Years	Accomplishment Narrative	# Benefitting
2016	For the period from 7/1/16 - 6/30/17 (Final GPR) - 18 units were rehab. Rehab. involved painting, furnace/AC replacement, tree removal Reprogrammed unspent funds in the amount of \$5852 toward next fiscal year project. CW 9/5/17	



U.S. Department of Housing and Urban Development
Office of Community Planning and Development
Integrated Disbursement and Information System
CDBG Activity Summary Report (GPR) for Program Year 2016
ORANGE COUNTY

Date: 07-Sep-2017
Time: 11:18
Page: 121

PGM Year: 2016
Project: 0040 - Public Facilities Community Center and Park Improvements (Yorba Linda)
IDIS Activity: 2164 - City of Yorba Linda - ADA Improvements - Hurless Barton Park and Yorba Linda Community Center

Status: Completed 9/5/2017 5:28:45 PM
Location: 4501 Casa Loma Ave Yorba Linda, CA 92886-3315
Objective: Create suitable living environments
Outcome: Availability/accessibility
Matrix Code: Neighborhood Facilities (03E) **National Objective:** LMC

Initial Funding Date: 11/09/2016

Description:

Funds will be used for ADA Improvements to the Hurless Barton Park (1 ramp) and Yorba Linda Community Center (3 ramps).

Financing

	Fund Type	Grant Year	Grant	Funded Amount	Drawn In Program Year	Drawn Thru Program Year
CDBG	EN	2015	B15UC060504	\$8,910.00	\$8,910.00	\$8,910.00
Total	Total			\$8,910.00	\$8,910.00	\$8,910.00

Proposed Accomplishments

Public Facilities : 2

Actual Accomplishments

Number assisted:

	Owner		Renter		Total		Person	
	Total	Hispanic	Total	Hispanic	Total	Hispanic	Total	Hispanic
White:	0	0	0	0	0	0	1,047	86
Black/African American:	0	0	0	0	0	0	10	0
Asian:	0	0	0	0	0	0	116	0
American Indian/Alaskan Native:	0	0	0	0	0	0	0	0
Native Hawaiian/Other Pacific Islander:	0	0	0	0	0	0	17	0
American Indian/Alaskan Native & White:	0	0	0	0	0	0	0	0
Asian White:	0	0	0	0	0	0	0	0
Black/African American & White:	0	0	0	0	0	0	0	0
American Indian/Alaskan Native & Black/African American:	0	0	0	0	0	0	0	0
Other multi-racial:	0	0	0	0	0	0	48	0
Asian/Pacific Islander:	0	0	0	0	0	0	0	0
Hispanic:	0	0	0	0	0	0	0	0
Total:	0	0	0	0	0	0	1,238	86
Female-headed Households:	0		0		0			



U.S. Department of Housing and Urban Development
Office of Community Planning and Development
Integrated Disbursement and Information System
CDBG Activity Summary Report (GPR) for Program Year 2016
ORANGE COUNTY

Date: 07-Sep-2017

Time: 11:18

Page: 122

Income Category:

	Owner	Renter	Total	Person
Extremely Low	0	0	0	0
Low Mod	0	0	0	1,238
Moderate	0	0	0	0
Non Low Moderate	0	0	0	0
Total	0	0	0	1,238
Percent Low/Mod				100.0%

Annual Accomplishments

Years	Accomplishment Narrative	# Benefitting
2016	For the period from July 1, 2016 - June 30, 2017 (Final GPR) - Project was approved by City Council during this time but work did not commence until November due to contract execution. Project is complete. Unspent funds in the amount of \$12,090 will be reprogrammed to next fiscal year. cw 9/1/17	



U.S. Department of Housing and Urban Development
Office of Community Planning and Development
Integrated Disbursement and Information System
CDBG Activity Summary Report (GPR) for Program Year 2016
ORANGE COUNTY

Date: 07-Sep-2017
Time: 11:18
Page: 123

PGM Year: 2016
Project: 0028 - Administration County (Yorba Linda)
IDIS Activity: 2165 - County of Orange - Admin. for Yorba Linda (Metro)

Status: Completed 8/17/2017 12:00:29 PM
Location: ,

Objective:
Outcome:
Matrix Code: General Program Administration (21A) **National Objective:**

Initial Funding Date: 11/09/2016

Description:

Funds will be used for County's administration of City of Yorba Linda HUD-sponsored programs, CAPER and ConPlanAAPAI.

Financing

	Fund Type	Grant Year	Grant	Funded Amount	Drawn In Program Year	Drawn Thru Program Year
CDBG	EN	2016	B16UC060504	\$2,486.74	\$1,852.04	\$1,852.04
	PI			\$17,092.26	\$17,092.26	\$17,092.26
Total	Total			\$19,579.00	\$18,944.30	\$18,944.30

Proposed Accomplishments

Actual Accomplishments

Number assisted:

	Owner		Renter		Total		Person	
	Total	Hispanic	Total	Hispanic	Total	Hispanic	Total	Hispanic
White:					0	0		
Black/African American:					0	0		
Asian:					0	0		
American Indian/Alaskan Native:					0	0		
Native Hawaiian/Other Pacific Islander:					0	0		
American Indian/Alaskan Native & White:					0	0		
Asian White:					0	0		
Black/African American & White:					0	0		
American Indian/Alaskan Native & Black/African American:					0	0		
Other multi-racial:					0	0		
Asian/Pacific Islander:					0	0		
Hispanic:					0	0		
Total:	0	0	0	0	0	0	0	0
Female-headed Households:					0			



U.S. Department of Housing and Urban Development
Office of Community Planning and Development
Integrated Disbursement and Information System
CDBG Activity Summary Report (GPR) for Program Year 2016
ORANGE COUNTY

Date: 07-Sep-2017

Time: 11:18

Page: 124

Income Category:

	Owner	Renter	Total	Person
Extremely Low			0	
Low Mod			0	
Moderate			0	
Non Low Moderate			0	
Total	0	0	0	0
Percent Low/Mod				

Annual Accomplishments

No data returned for this view. This might be because the applied filter excludes all data.



U.S. Department of Housing and Urban Development
Office of Community Planning and Development
Integrated Disbursement and Information System
CDBG Activity Summary Report (GPR) for Program Year 2016
ORANGE COUNTY

Date: 07-Sep-2017
Time: 11:18
Page: 125

PGM Year: 2016
Project: 0020 - Administration (Yorba Linda)
IDIS Activity: 2166 - City of Yorba Linda Administration

Status: Completed 7/11/2017 6:13:59 PM
Location: ,

Objective:
Outcome:
Matrix Code: General Program Administration (21A) **National Objective:**

Initial Funding Date: 11/09/2016

Description:

Funds will be used to administration of the City of Yorba Linda HUD-sponsored programs and activities.

Financing

	Fund Type	Grant Year	Grant	Funded Amount	Drawn In Program Year	Drawn Thru Program Year
CDBG	EN	2016	B16UC060504	\$19,579.00	\$19,579.00	\$19,579.00
Total	Total			\$19,579.00	\$19,579.00	\$19,579.00

Proposed Accomplishments

Actual Accomplishments

Number assisted:

	Owner		Renter		Total		Person	
	Total	Hispanic	Total	Hispanic	Total	Hispanic	Total	Hispanic
White:					0	0		
Black/African American:					0	0		
Asian:					0	0		
American Indian/Alaskan Native:					0	0		
Native Hawaiian/Other Pacific Islander:					0	0		
American Indian/Alaskan Native & White:					0	0		
Asian White:					0	0		
Black/African American & White:					0	0		
American Indian/Alaskan Native & Black/African American:					0	0		
Other multi-racial:					0	0		
Asian/Pacific Islander:					0	0		
Hispanic:					0	0		
Total:	0	0	0	0	0	0	0	0

Female-headed Households:

0

Income Category:

Owner Renter Total Person



U.S. Department of Housing and Urban Development
Office of Community Planning and Development
Integrated Disbursement and Information System
CDBG Activity Summary Report (GPR) for Program Year 2016
ORANGE COUNTY

Date: 07-Sep-2017

Time: 11:18

Page: 126

Extremely Low			0	
Low Mod			0	
Moderate			0	
Non Low Moderate			0	
Total	0	0	0	0
Percent Low/Mod				

Annual Accomplishments

No data returned for this view. This might be because the applied filter excludes all data.



U.S. Department of Housing and Urban Development
Office of Community Planning and Development
Integrated Disbursement and Information System
CDBG Activity Summary Report (GPR) for Program Year 2016
ORANGE COUNTY

Date: 07-Sep-2017
Time: 11:18
Page: 127

PGM Year: 2016
Project: 0010 - Year Round Emergency Shelter(County of Orange)
IDIS Activity: 2167 - County of Orange - Year Round Emergency Shelter

Status: Open
Location: 1000 N Kraemer PI Anaheim, CA 92806-2610
Objective: Create suitable living environments
Outcome: Availability/accessibility
Matrix Code: Homeless Facilities (not operating costs) (03C)
National Objective: LMC

Initial Funding Date: 11/09/2016

Description:

Funds will be used for the rehabilitation of a building at 1000 N. Kraemer, Anaheim for a regional low threshold year round emergency shelter and multi-service center.

Financing

	Fund Type	Grant Year	Grant	Funded Amount	Drawn In Program Year	Drawn Thru Program Year
CDBG	EN	2015	B15UC060504	\$108,900.06	\$108,900.06	\$108,900.06
		2016	B16UC060504	\$1,613,599.94	\$242,176.11	\$242,176.11
Total	Total			\$1,722,500.00	\$351,076.17	\$351,076.17

Proposed Accomplishments

Public Facilities : 2,500

Actual Accomplishments

Number assisted:

	Owner		Renter		Total		Person	
	Total	Hispanic	Total	Hispanic	Total	Hispanic	Total	Hispanic
White:	0	0	0	0	0	0		0
Black/African American:	0	0	0	0	0	0	0	0
Asian:	0	0	0	0	0	0	0	0
American Indian/Alaskan Native:	0	0	0	0	0	0	0	0
Native Hawaiian/Other Pacific Islander:	0	0	0	0	0	0	0	0
American Indian/Alaskan Native & White:	0	0	0	0	0	0	0	0
Asian White:	0	0	0	0	0	0	0	0
Black/African American & White:	0	0	0	0	0	0	0	0
American Indian/Alaskan Native & Black/African American:	0	0	0	0	0	0	0	0
Other multi-racial:	0	0	0	0	0	0	0	0
Asian/Pacific Islander:	0	0	0	0	0	0	0	0
Hispanic:	0	0	0	0	0	0	0	0
Total:	0	0	0	0	0	0	0	0



U.S. Department of Housing and Urban Development
Office of Community Planning and Development
Integrated Disbursement and Information System
CDBG Activity Summary Report (GPR) for Program Year 2016
ORANGE COUNTY

Date: 07-Sep-2017
Time: 11:18
Page: 128

Female-headed Households:

0 0 0

Income Category:

	Owner	Renter	Total	Person
Extremely Low	0	0	0	0
Low Mod	0	0	0	0
Moderate	0	0	0	0
Non Low Moderate	0	0	0	0
Total	0	0	0	0

Percent Low/Mod

Annual Accomplishments

No data returned for this view. This might be because the applied filter excludes all data.



U.S. Department of Housing and Urban Development
Office of Community Planning and Development
Integrated Disbursement and Information System
CDBG Activity Summary Report (GPR) for Program Year 2016
ORANGE COUNTY

Date: 07-Sep-2017
Time: 11:18
Page: 129

PGM Year: 2016
Project: 0021 - Administration (CDBG)
IDIS Activity: 2168 - County of Orange - Administration (CDBG)
Status: Completed 8/17/2017 11:33:45 AM
Location: ,
Objective:
Outcome:
Matrix Code: General Program Administration (21A) **National Objective:**

Initial Funding Date: 11/09/2016

Description:

Funds will be utilized for administration of HUD-sponsored Urban County program.
Includes salaries, benefits, supplies, and materials.

Financing

	Fund Type	Grant Year	Grant	Funded Amount	Drawn In Program Year	Drawn Thru Program Year
CDBG	EN	2016	B16UC060504	\$298,313.55	\$298,313.55	\$298,313.55
	PI			\$190,198.38	\$188,655.09	\$188,655.09
Total	Total			\$488,511.93	\$486,968.64	\$486,968.64

Proposed Accomplishments

Actual Accomplishments

Number assisted:

	Owner		Renter		Total		Person	
	Total	Hispanic	Total	Hispanic	Total	Hispanic	Total	Hispanic
White:					0	0		
Black/African American:					0	0		
Asian:					0	0		
American Indian/Alaskan Native:					0	0		
Native Hawaiian/Other Pacific Islander:					0	0		
American Indian/Alaskan Native & White:					0	0		
Asian White:					0	0		
Black/African American & White:					0	0		
American Indian/Alaskan Native & Black/African American:					0	0		
Other multi-racial:					0	0		
Asian/Pacific Islander:					0	0		
Hispanic:					0	0		
Total:	0	0	0	0	0	0	0	0
Female-headed Households:					0			



U.S. Department of Housing and Urban Development
Office of Community Planning and Development
Integrated Disbursement and Information System
CDBG Activity Summary Report (GPR) for Program Year 2016
ORANGE COUNTY

Date: 07-Sep-2017

Time: 11:18

Page: 130

Income Category:

	Owner	Renter	Total	Person
Extremely Low			0	
Low Mod			0	
Moderate			0	
Non Low Moderate			0	
Total	0	0	0	0
Percent Low/Mod				

Annual Accomplishments

No data returned for this view. This might be because the applied filter excludes all data.



U.S. Department of Housing and Urban Development
Office of Community Planning and Development
Integrated Disbursement and Information System
CDBG Activity Summary Report (GPR) for Program Year 2016
ORANGE COUNTY

Date: 07-Sep-2017
Time: 11:18
Page: 131

Total Funded Amount:	\$58,145,470.56
Total Drawn Thru Program Year:	\$55,706,321.88
Total Drawn In Program Year:	\$3,458,159.11

PR 22 – Status of HOME/TCAP Activities



U.S. Department of Housing and Urban Development
Office of Community Planning and Development
Integrated Disbursement and Information System
Status of HOME Activities - Entitlement
ORANGE COUNTY, CA

DATE: 09-07-17
TIME: 19:12
PAGE: 1

IDIS - PR22

Tenure Type	Activity Type	IDIS Activity	Activity Address	Activity Status	Status Date	Total Units	Home Units	Initial Funding Date	Committed Amount	Drawn Amount	PCT
Rental	NEW CONSTRUCTION	2174	22733 Oakcrest Cir , Yorba Linda CA, 92887	Open	07/12/17	0	0	07/12/17	\$1,343,223.00	\$0.00	0.00%
Tenant-Based Rental Assistance (TBRA)	TENANT-BASED RENTAL ASSISTANCE	2134	, ,	Open	07/12/17	0	47	07/19/16	\$700,000.00	\$57,943.00	8.28%

PR 33 – HOME Match Liability Report

U.S. Department of Housing and Urban Development
Office of Community Planning and Development
Integrated Disbursement and Information System
Home Matching Liability Report

DATE: 09-07-17
TIME: 19:13
PAGE: 1

ORANGE COUNTY, CA

Fiscal Year	Match Percent	Total Disbursements	Disbursements Requiring Match	Match Liability Amount
-----	-----	-----	-----	-----
1998	25.0 %	\$2,045,854.36	\$1,888,418.12	\$472,104.53
1999	25.0 %	\$1,256,683.57	\$1,105,815.00	\$276,453.75
2000	25.0 %	\$689,480.72	\$539,380.72	\$134,845.18
2001	25.0 %	\$160,400.00	\$0.00	\$0.00
2002	25.0 %	\$320,690.22	\$115,485.39	\$28,871.34
2003	25.0 %	\$1,610,467.41	\$1,430,287.69	\$357,571.92
2004	25.0 %	\$1,047,522.74	\$869,872.39	\$217,468.09
2005	25.0 %	\$1,076,667.57	\$835,301.86	\$208,825.46
2006	25.0 %	\$1,758,841.05	\$1,616,017.43	\$404,004.35
2007	25.0 %	\$2,044,960.40	\$1,866,558.32	\$466,639.58
2008	25.0 %	\$3,947,508.64	\$3,819,383.66	\$954,845.91
2009	25.0 %	\$2,844,323.08	\$2,672,305.40	\$668,076.35
2010	25.0 %	\$1,857,581.12	\$1,663,517.34	\$415,879.33
2011	25.0 %	\$530,645.30	\$374,421.64	\$93,605.41
2012	25.0 %	\$5,173,766.73	\$4,924,872.76	\$1,231,218.19
2013	25.0 %	\$348,781.86	\$0.00	\$0.00
2014	25.0 %	\$2,647,218.33	\$2,406,577.26	\$601,644.31

IDIS - PR33

U.S. Department of Housing and Urban Development
Office of Community Planning and Development
Integrated Disbursement and Information System
Home Matching Liability Report

DATE: 09-07-17
TIME: 19:13
PAGE: 2

2015	25.0%	\$2,186,257.55	\$2,071,538.93	\$517,884.73
2016	25.0%	\$156,279.08	\$5,867.10	\$1,466.77

PR 91 – ESG Financial Summary



U.S. Department of Housing and Urban Development
Office of Community Planning and Development
Integrated Disbursement and Information System
PR91 - ESG Financial Summary
ORANGE COUNTY, CA
2015

DATE: 09-07-17
TIME: 19:11
PAGE: 1

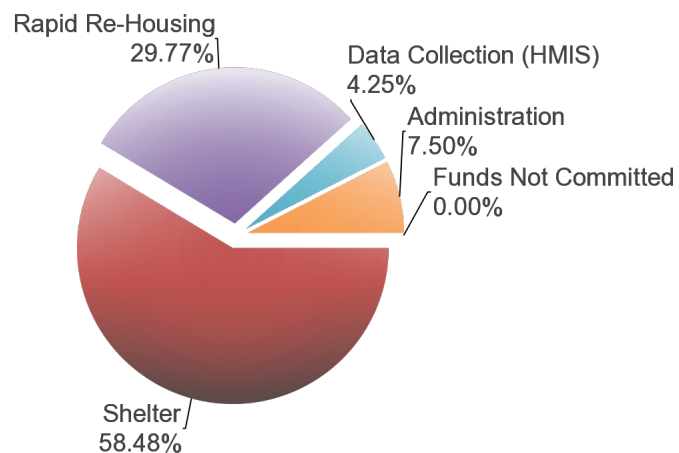
ESG Program Level Summary

Grant Number	Total Grant Amount	Total Funds Committed	Total Funds Available to Commit	% of Grant Funds Not Committed	Grant Funds Drawn	% of Grant Funds Drawn	Available to Draw	% Remaining to Draw
E15UC060504	\$271,224.00	\$271,223.80	\$0.20	0.00%	\$271,223.80	100.00%	\$0.20	0.00%

ESG Program Components

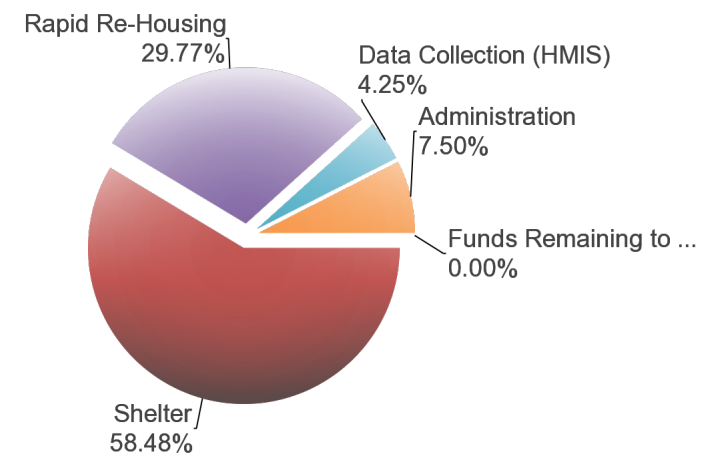
Activity Type	Total Committed to Activities	% of Grant Committed	Drawn Amount	% of Grant Drawn
Street Outreach	\$0.00	0.00%	\$0.00	0.00%
Shelter	\$158,616.00	58.48%	\$158,616.00	58.48%
Homeless Prevention	\$0.00	0.00%	\$0.00	0.00%
Rapid Re-Housing	\$80,733.00	29.77%	\$80,733.00	29.77%
Data Collection (HMIS)	\$11,533.00	4.25%	\$11,533.00	4.25%
Administration	\$20,341.80	7.50%	\$20,341.80	7.50%
Funds Not Committed	\$0.20	0.00%	\$0.00	0.00%
Funds Remaining to Draw	\$0.00	0.00%	\$0.20	0.00%
Total	\$271,224.00	100.00%	\$271,224.00	100.00%

Funds Committed



Street Outreach Shelter Homeless Prevention Rapid Re-Housing
Data Collection (HMIS) Administration Funds Not Committed Funds Remaining to Draw

Funds Drawn



Street Outreach Shelter Homeless Prevention Rapid Re-Housing
Data Collection (HMIS) Administration Funds Not Committed Funds Remaining to Draw



U.S. Department of Housing and Urban Development
Office of Community Planning and Development
Integrated Disbursement and Information System
PR91 - ESG Financial Summary
ORANGE COUNTY, CA
2015

DATE: 09-07-17
TIME: 19:11
PAGE: 2

24-Month Grant Expenditure Deadline

All of the recipient's grant must be expended for eligible activity costs within 24 months after the date HUD signs the grant agreement with the recipient. Expenditure means either an actual cash disbursement for a direct charge for a good or service or an indirect cost or the accrual of a direct charge for a good or service or an indirect cost. This report uses draws in IDIS to measure expenditures. HUD allocated Fiscal Year 2011 ESG funds in two allocations. For FY2011, this Obligation Date is the date of the first allocation. This report does not list the Obligation Date, does not calculate the Expenditure Deadline, and does not track the Days Remaining for the FY 2011 second allocation.

Grant Amount: \$271,224.00

Grant Number	Draws to Date	HUD Obligation Date	Expenditure Deadline	Days Remaining to Meet Requirement Date	Expenditures Required
E15UC060504	\$271,223.80	09/15/2015	09/15/2017	8	\$0.20

60% Cap on Emergency Shelter and Street Outreach

The cap refers to the total amount of the recipient's fiscal year grant, allowed for emergency shelter and street outreach activities, is capped at 60 percent. This amount cannot exceed the greater of: (1) 60% of the overall grant for the year; or, (2) the amount of Fiscal Year 2010 ESG funds committed for homeless assistance activities.

Amount Committed to Shelter	Amount Committed to Street Outreach	Total Amount Committed to Shelter and Street Outreach	% Committed to Shelter and Street Outreach	2010 Funds Committed to Homeless Assistance Activities	Total Drawn for Shelter and Street Outreach	% Drawn for Shelter and Street Outreach
\$158,616.00	\$0.00	\$158,616.00	58.48%	\$165,631.00	\$158,616.00	58.48%

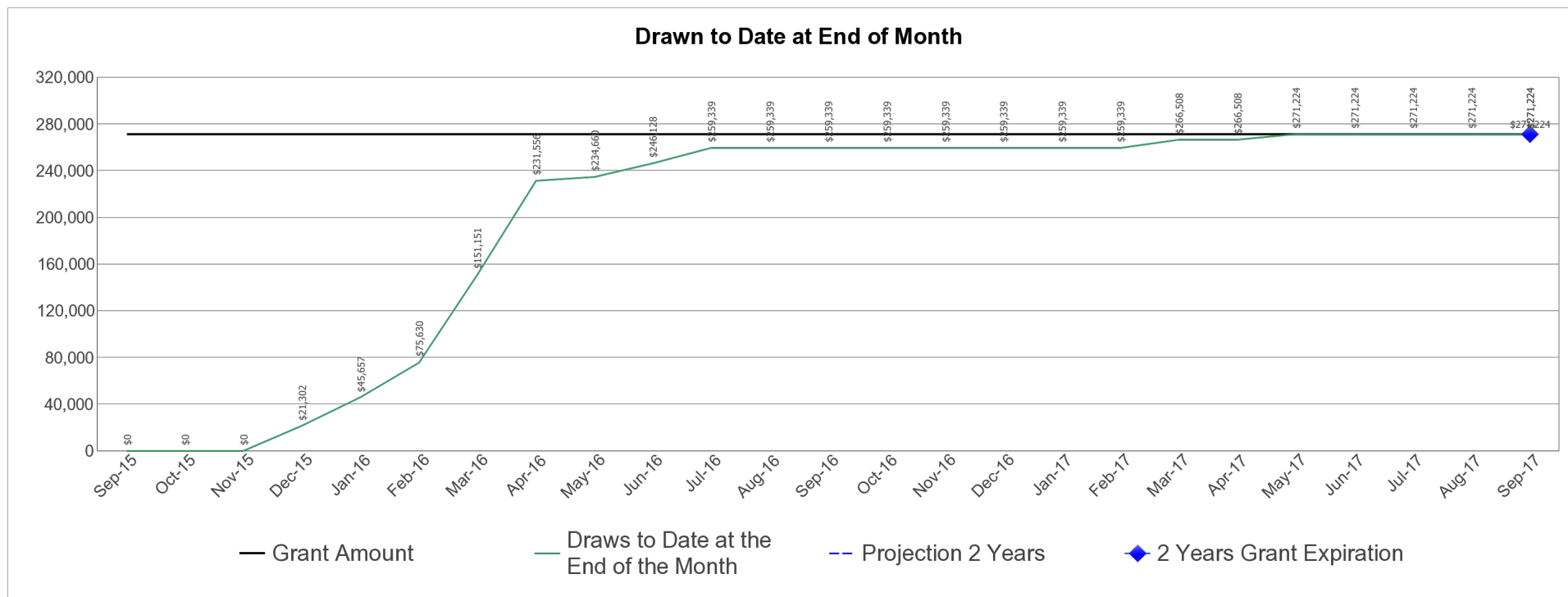


U.S. Department of Housing and Urban Development
Office of Community Planning and Development
Integrated Disbursement and Information System
PR91 - ESG Financial Summary
ORANGE COUNTY, CA
2015

DATE: 09-07-17
TIME: 19:11
PAGE: 3

ESG Draws By Month (at the total grant level):

Grant Amount: 271,224.00



ESG Draws By Quarter (at the total grant level):

Quarter End Date	Draws for the Quarter	Draws to Date at the End of the Quarter	% Drawn for the Quarter	% Drawn to Date at End of Quarter
09/30/2015	\$0.00	\$0.00	0.00%	0.00%
12/31/2015	\$21,301.92	\$21,301.92	7.85%	7.85%
03/31/2016	\$129,849.32	\$151,151.24	47.88%	55.73%
06/30/2016	\$94,976.38	\$246,127.62	35.02%	90.75%
09/30/2016	\$13,211.09	\$259,338.71	4.87%	95.62%
12/31/2016	\$0.00	\$259,338.71	0.00%	95.62%
03/31/2017	\$7,168.79	\$266,507.50	2.64%	98.26%
06/30/2017	\$4,716.30	\$271,223.80	1.74%	100.00%
09/30/2017	\$0.00	\$271,223.80	0.00%	100.00%



U.S. Department of Housing and Urban Development
Office of Community Planning and Development
Integrated Disbursement and Information System
PR91 - ESG Financial Summary
ORANGE COUNTY, CA
2015

DATE: 09-07-17
TIME: 19:11
PAGE: 4

ESG Subrecipient Commitments and Draws by Activity Category :

Subrecipient	Activity Type	Committed	Drawn
ORANGE COUNTY	Shelter	\$158,616.00	\$158,616.00
	Rapid Re-Housing	\$80,733.00	\$80,733.00
	Data Collection (HMIS)	\$11,533.00	\$11,533.00
	Administration	\$20,341.80	\$20,341.80
	Total	\$271,223.80	\$271,223.80
	Total Remaining to be Drawn		\$0.00
	Percentage Remaining to be Drawn		0.00%



U.S. Department of Housing and Urban Development
Office of Community Planning and Development
Integrated Disbursement and Information System
PR91 - ESG Financial Summary
ORANGE COUNTY, CA
2015

DATE: 09-07-17
TIME: 19:11
PAGE: 5

ESG Subrecipients by Activity Category

Activity Type	Subrecipient
Shelter	ORANGE COUNTY
Rapid Re-Housing	ORANGE COUNTY
Data Collection (HMIS)	ORANGE COUNTY
Administration	ORANGE COUNTY



U.S. Department of Housing and Urban Development
Office of Community Planning and Development
Integrated Disbursement and Information System
PR91 - ESG Financial Summary
ORANGE COUNTY, CA
2016

DATE: 09-07-17
TIME: 19:11
PAGE: 6

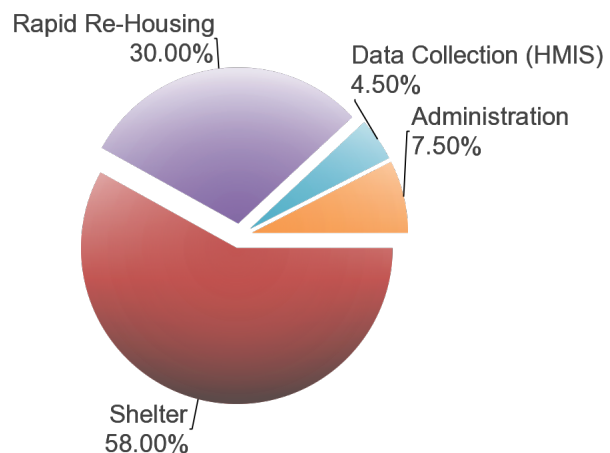
ESG Program Level Summary

Grant Number	Total Grant Amount	Total Funds Committed	Total Funds Available to Commit	% of Grant Funds Not Committed	Grant Funds Drawn	% of Grant Funds Drawn	Available to Draw	% Remaining to Draw
E16UC060504	\$213,433.00	\$213,433.00	\$0.00	0.00%	\$204,917.39	96.01%	\$8,515.61	3.99%

ESG Program Components

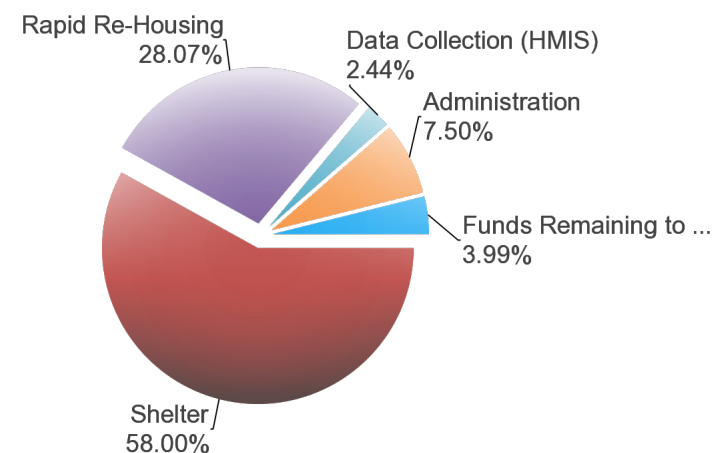
Activity Type	Total Committed to Activities	% of Grant Committed	Drawn Amount	% of Grant Drawn
Street Outreach	\$0.00	0.00%	\$0.00	0.00%
Shelter	\$123,792.00	58.00%	\$123,792.00	58.00%
Homeless Prevention	\$0.00	0.00%	\$0.00	0.00%
Rapid Re-Housing	\$64,030.00	30.00%	\$59,900.30	28.07%
Data Collection (HMIS)	\$9,603.52	4.50%	\$5,217.61	2.44%
Administration	\$16,007.48	7.50%	\$16,007.48	7.50%
Funds Not Committed	\$0.00	0.00%	\$0.00	0.00%
Funds Remaining to Draw	\$0.00	0.00%	\$8,515.61	3.99%
Total	\$213,433.00	100.00%	\$213,433.00	100.00%

Funds Committed



■ Street Outreach
 ■ Shelter
 ■ Homeless Prevention
 ■ Rapid Re-Housing
■ Data Collection (HMIS)
 ■ Administration
 ■ Funds Not Committed
 ■ Funds Remaining to Draw

Funds Drawn



■ Street Outreach
 ■ Shelter
 ■ Homeless Prevention
 ■ Rapid Re-Housing
■ Data Collection (HMIS)
 ■ Administration
 ■ Funds Not Committed
 ■ Funds Remaining to Draw



U.S. Department of Housing and Urban Development
Office of Community Planning and Development
Integrated Disbursement and Information System
PR91 - ESG Financial Summary
ORANGE COUNTY, CA
2016

DATE: 09-07-17
TIME: 19:11
PAGE: 7

24-Month Grant Expenditure Deadline

All of the recipient's grant must be expended for eligible activity costs within 24 months after the date HUD signs the grant agreement with the recipient. Expenditure means either an actual cash disbursement for a direct charge for a good or service or an indirect cost or the accrual of a direct charge for a good or service or an indirect cost. This report uses draws in IDIS to measure expenditures. HUD allocated Fiscal Year 2011 ESG funds in two allocations. For FY2011, this Obligation Date is the date of the first allocation. This report does not list the Obligation Date, does not calculate the Expenditure Deadline, and does not track the Days Remaining for the FY 2011 second allocation.

Grant Amount: \$213,433.00

Grant Number	Draws to Date	HUD Obligation Date	Expenditure Deadline	Days Remaining to Meet Requirement Date	Expenditures Required
E16UC060504	\$204,917.39	08/30/2016	08/30/2018	357	\$8,515.61

60% Cap on Emergency Shelter and Street Outreach

The cap refers to the total amount of the recipient's fiscal year grant, allowed for emergency shelter and street outreach activities, is capped at 60 percent. This amount cannot exceed the greater of: (1) 60% of the overall grant for the year; or, (2) the amount of Fiscal Year 2010 ESG funds committed for homeless assistance activities.

Amount Committed to Shelter	Amount Committed to Street Outreach	Total Amount Committed to Shelter and Street Outreach	% Committed to Shelter and Street Outreach	2010 Funds Committed to Homeless Assistance Activities	Total Drawn for Shelter and Street Outreach	% Drawn for Shelter and Street Outreach
\$123,792.00	\$0.00	\$123,792.00	58.00%	\$165,631.00	\$123,792.00	58.00%

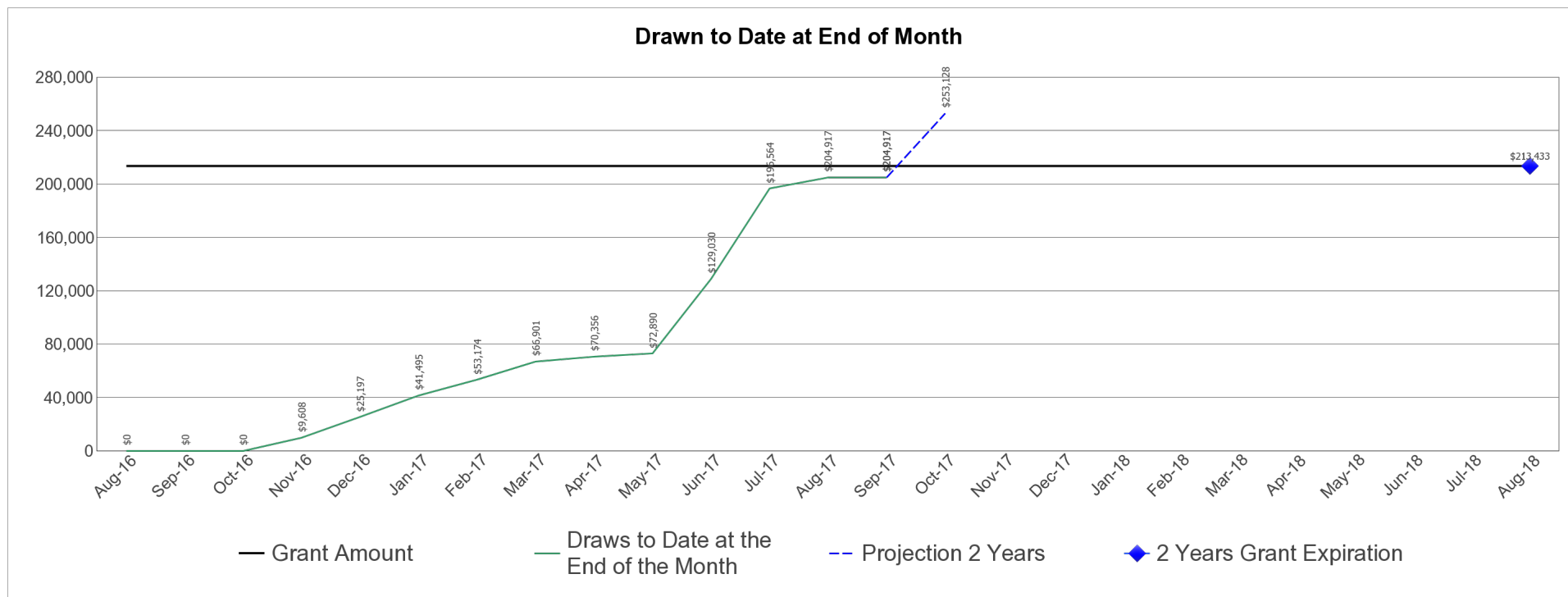


U.S. Department of Housing and Urban Development
Office of Community Planning and Development
Integrated Disbursement and Information System
PR91 - ESG Financial Summary
ORANGE COUNTY, CA
2016

DATE: 09-07-17
TIME: 19:11
PAGE: 8

ESG Draws By Month (at the total grant level):

Grant Amount: 213,433.00



ESG Draws By Quarter (at the total grant level):

Quarter End Date	Draws for the Quarter	Draws to Date at the End of the Quarter	% Drawn for the Quarter	% Drawn to Date at End of Quarter
09/30/2016	\$0.00	\$0.00	0.00%	0.00%
12/31/2016	\$25,196.93	\$25,196.93	11.81%	11.81%
03/31/2017	\$41,704.32	\$66,901.25	19.54%	31.35%
06/30/2017	\$62,128.43	\$129,029.68	29.11%	60.45%
09/30/2017	\$75,887.71	\$204,917.39	35.56%	96.01%



U.S. Department of Housing and Urban Development
Office of Community Planning and Development
Integrated Disbursement and Information System
PR91 - ESG Financial Summary
ORANGE COUNTY, CA
2016

DATE: 09-07-17
TIME: 19:11
PAGE: 9

ESG Subrecipient Commitments and Draws by Activity Category :

Subrecipient	Activity Type	Committed	Drawn
ORANGE COUNTY	Shelter	\$123,792.00	\$123,792.00
	Rapid Re-Housing	\$64,030.00	\$59,900.30
	Data Collection (HMIS)	\$9,603.52	\$5,217.61
	Administration	\$16,007.48	\$16,007.48
	Total	\$213,433.00	\$204,917.39
	Total Remaining to be Drawn		\$8,515.61
	Percentage Remaining to be Drawn		3.99%



U.S. Department of Housing and Urban Development
Office of Community Planning and Development
Integrated Disbursement and Information System
PR91 - ESG Financial Summary
ORANGE COUNTY, CA
2016

DATE: 09-07-17
TIME: 19:11
PAGE: 10

ESG Subrecipients by Activity Category

Activity Type	Subecipient
Shelter	ORANGE COUNTY
Rapid Re-Housing	ORANGE COUNTY
Data Collection (HMIS)	ORANGE COUNTY
Administration	ORANGE COUNTY

APPENDIX D

Publication
Notice/Proof of
Publication

PUBLIC NOTICE OF AVAILABILITY

**ORANGE COUNTY
CONSOLIDATED ANNUAL PERFORMANCE AND EVALUATION REPORT
FOR FISCAL YEAR 2016-17**

Date: September 1, 2017

TO ALL INTERESTED AGENCIES, GROUPS, AND PERSONS:

The County of Orange, in compliance with Title I of the Cranston-Gonzalez National Affordable Housing Act of 1990 and the U.S. Department of Housing and Urban Development (HUD) directive CPD-98-018 dated March 6, 1998, has prepared a draft Consolidated Annual Performance and Evaluation Report (CAPER) for Fiscal Year 2016-17. The purpose of this notice is to provide the public a 15-day review period, beginning September 1, 2017 and ending September 19, 2017, to express their concerns and comments regarding the CAPER. The County of Orange is required to submit the FY 2016-17 CAPER to HUD by September 28, 2017.

Consolidated Annual Performance and Evaluation Report (CAPER)

The CAPER outlines the progress made in carrying out the proposed goals and objectives set forth in the FY 2016-17 OC Community Services Action Plan. The CAPER also provides an analysis of program expenditures, project accomplishments, subrecipient's performance and an assessment of what changes to policy or strategy may be in order.

The FY 2016-17 Action Plan identified the County of Orange's overall needs and priorities for affordable and supportive housing for low-moderate-income, and very low-income families. It also included the needs of homeless individuals and families, and outlined a short-term strategy to address those needs.

Comments

All interested agencies, groups, or individuals are invited to review the draft CAPER for FY 2016-17 and submit written comments for consideration. Copies are available at Housing & Community Development & Homeless Prevention office, Email request to: craig.fee@occr.ocgov.com. Reports are also available online at Orange County Libraries website at www.ocpl.org, and Housing & Community Development & Homeless Prevention website at www.occommunityservices.org/hcd. Comments postmarked on or before September 19, 2017 will be received at:

Housing & Community Development
Craig Fee, CD Manager
1300 S. Grand, Building B
Santa Ana, CA 92705

The County of Orange will consider all written comments received by September 19, 2017.

Publish: September 1, 2017 in the: *Orange County Register, Unidos, and Nguoi Viet.*

THE REGISTER

This space for filing stamp only

625 N GRAND AVE, SANTA ANA, CA 92701
Telephone (714) 796-7000 / Fax (714) 796-6059

CNS#: 3045731

PROOF OF PUBLICATION

(2015.5 C.C.P.)

State of California)
County of ORANGE) ss

Notice Type: GPN - GOVT PUBLIC NOTICE

Ad Description:

PUBLIC NOTICE OF AVAILABILITY- ORANGE COUNTY CONSOLIDATED ANNUAL

I am a citizen of the United States and a resident of the State of California; I am over the age of eighteen years, and not a party to or interested in the above entitled matter. I am the principal clerk of the printer and publisher of the THE REGISTER, a newspaper published in the English language in the city of SANTA ANA, county of ORANGE, and adjudged a newspaper of general circulation as defined by the laws of the State of California by the Superior Court of the County of ORANGE, State of California, under date 11/19/1905, Case No. A21046. That the notice, of which the annexed is a printed copy, has been published in each regular and entire issue of said newspaper and not in any supplement thereof on the following dates, to-wit:

09/01/2017

Executed on: 09/01/2017
At SANTA ANA, CA

I certify (or declare) under penalty of perjury that the foregoing is true and correct.


Signature



Email

* A 0 0 0 0 0 4 5 3 4 5 8 3 *

AVAILABILITY ORANGE COUNTY CONSOLIDATED ANNUAL PERFORMANCE AND EVALUATION REPORT FOR FISCAL YEAR 2016-17

Date: September 1,
2017

TO ALL INTER- ESTED AGEN- CIES, GROUPS, AND PERSONS:

The County of Orange, in compliance with Title I of the Cranston-Gonzalez National Affordable Housing Act of 1990 and the U.S. Department of Housing and Urban Development (HUD) directive CPD-98-018 dated March 6, 1998, has prepared a draft Consolidated Annual Performance and Evaluation Report (CAPER) for Fiscal Year 2016-17. The purpose of this notice is to provide the public a 15-day review period, beginning September 1, 2017 and ending September 19, 2017, to express their concerns and comments regarding the CAPER. The County of Orange is required to submit the FY 2016-17 CAPER to HUD by September 28, 2017.

Consolidated Annual Performance and Evaluation Report (CAPER)

The CAPER outlines the progress made in carrying out the proposed goals and objectives set forth in the FY 2016-17 OC Community Services Action Plan. The CAPER also provides an analysis of program expenditures, project accomplishments, subrecipient's performance and an assessment of what changes to policy or strategy may be in order.

The FY 2016-17 Action Plan identified the County of Orange's overall needs and priorities for affordable and supportive housing for low-moderate-income, and very low-income families. It also included the needs of homeless individuals and families, and outlined a short-term strategy to address those needs.

Comments

All interested agencies, groups, or individuals are invited to review the draft CAPER for FY 2016-17 and submit written comments for consideration. Copies are available at Housing & Community Development & Homeless Prevention office. Email request to: craig.fee@occr.org. Reports are also available online at Orange County Libraries website at www.ocpl.org, and Housing & Community Development & Homeless Prevention website at www.occommunityservices.org/hcd. Comments postmarked on or before September 19, 2017 will be received at:

Housing & Community
Development
Craig Fee, CD
Manager
1300 S. Grand,
Building B
Santa Ana, CA 92705

The County of Orange will consider all written comments received by September 19, 2017.
9/1/17
CNS-3045731#
THE REGISTER.
11000458

California Newspaper Service Bureau

Public Notice Advertising Since 1934

Tel 1-800-788-7840 Fax 1-800-474-9444

Local Offices and Representatives in:

Los Angeles, Santa Ana, San Diego, Riverside/San Bernardino,
San Francisco, Oakland, San Jose, Sacramento

Special Services Available in Phoenix

DECLARATION

I am a resident of Los Angeles County, over the age of eighteen years and not a party to or interested in the matter noticed.

The notice, of which the annexed is a printed copy appeared in the:

NGUOI VIET


On the following dates:

09/01/2017

I certify (or declare) under penalty of perjury that the foregoing is true and correct.

Dated at Los Angeles, California, this

12th day of September 2017



Signature

3045736

*"The only Public Notice which is justifiable
from the standpoint of true economy and the public interest,
is that which reaches those who are affected by it"*



* A 0 0 0 0 0 4 5 4 9 4 0 4 *

THÔNG CÁO VỀ VIỆC CỐ SẴN BÁO CÁO TỔNG KẾT HOẠT ĐỘNG VÀ ĐÁNH GIÁ THƯỜNG NIÊN CHO TÀI KHÓA 2016-17

Ngày: 1 Tháng Chín, 2017

KÍNH CHUYỂN ĐẾN TẤT CẢ MỌI CƠ QUAN,
ĐOÀN THỂ VÀ CÁ NHÂN QUAN TÂM:

Quận Cam, thi hành theo điều Title 1 của đạo luật The Cranston-Gonzalez National Affordable Housing Act của năm 1990 và chỉ thị CPD-98-018 của Bộ Phát Triển Gia Cư và Đô Thị Hoa Kỳ (HUD) để ngày 6 Tháng Ba, 1998, vừa chuẩn bị một bản thảo của Báo Cáo Tổng Kết Hoạt Động và Đánh Giá Thường Niên (CAPER) cho Năm Tài Khóa 2016-17. Mục đích của thông cáo này là để cung cấp cho công chúng một thời kỳ 15 ngày, bắt đầu từ ngày 1 Tháng Chín, 2017 và chấm dứt vào ngày 19 Tháng Chín, 2017, để bày tỏ sự quan tâm và góp ý của công chúng liên quan đến báo cáo CAPER. Quận Cam được yêu cầu phải nộp bản báo cáo FY 2016-17 CAPER lên cho HUD vào ngày 28 Tháng Chín, 2017.

Báo Cáo Tổng Kết Hoạt Động và Đánh Giá Thường Niên (CAPER)

Báo cáo CAPER phác thảo tiến trình thực hiện trong việc tiến hành các mục tiêu được đề nghị và mục tiêu đã được vạch ra trong Kế Hoạch Hành Động Dịch Vụ Công Đồng Quận Cam Tài Khóa 2016-17. Báo cáo CAPER cũng cung cấp một phân tích về những chi tiêu của chương trình, có thể theo tuân thủ, những thành tựu của dự án, sự thực hiện của nơi tiếp nhận và đánh giá những thay đổi nào đối với chính sách hay chiến lược.

Kế Hoạch Hành Động Tài Khóa 2016-17 nhấn diện những nhu cầu và ưu tiên chung của Quận Cam về nhà ở giá rẻ và giúp đỡ nơi ở cho các gia đình có lợi tức vừa phải, và thu nhập rất thấp. Kế hoạch cũng cung ứng nhu cầu của các cá nhân và gia đình vô gia cư, và phác họa một chiến thuật ngắn hạn để giải quyết những nhu cầu này.

Góp ý

Tất cả các cơ quan, đoàn thể, hay cá nhân quan tâm, xin mời đến xem bản thảo của bản báo cáo CAPER cho Tài Khóa 2016-17 và nộp bản góp ý viết tay để xét duyệt. Bản sao có sẵn tại văn phòng của Housing & Community Development & Homeless Prevention. Email xin gửi đến địa chỉ: craig.fee@ocpl.org. Các báo cáo cũng có sẵn trên mạng tại trang nhà của Orange County Libraries ở địa chỉ www.ocpl.org, và trang nhà của Housing & Community Development & Homeless Prevention tại địa chỉ www.occommunityservices.org/hcd. Thứ góp ý đóng dấu bưu điện vào đúng hoặc trước ngày 19 Tháng Chín, 2017 sẽ được nhận tại địa chỉ:

Housing & Community Development
Craig Fee, CD Manager

Housing & Community Development
Craig Fee, CD Manager
1300 S Grand, Building B
Santa Ana, CA 92705

Quận Cam sẽ xét đến tất cả thư góp ý viết
tay nhận đúng hoặc trước ngày 19 Tháng
Chín, 2017.

CNS# 3045736
Người Việt Daily News
September 01, 2017

California Newspaper Service Bureau

Public Notice Advertising Since 1934

Tel 1-800-788-7840 Fax 1-800-474-9444

Local Offices and Representatives in:

Los Angeles, Santa Ana, San Diego, Riverside/San Bernardino,
San Francisco, Oakland, San Jose, Sacramento

Special Services Available in Phoenix

DECLARATION

I am a resident of Los Angeles County, over the age of eighteen years and not a party to or interested in the matter noticed.

The notice, of which the annexed is a printed copy appeared in the:

UNIDOS - OC

On the following dates:

09/01/2017

I certify (or declare) under penalty of perjury that the foregoing is true and correct.

Dated at Los Angeles, California, this

21st day of September 2017

Signature

3045733

*"The only Public Notice which is justifiable
from the standpoint of true economy and the public interest,
is that which reaches those who are affected by it"*



AVISO PÚBLICO DE DISPONIBILIDAD CONDADO DE ORANGE INFORME ANUAL CONSOLIDADO DEL DESEMPEÑO Y EVALUACIÓN (CAPER) PARA EL AÑO FISCAL 2016-17

Fecha: 1 de septiembre de 2017

A TODAS LAS AGENCIAS, GRUPOS Y PERSONAS INTERESADAS:

El Condado de Orange, en cumplimiento con el Título I de la Ley Nacional de Vivienda Asequible Cranston-Gonzalez de 1990 y la Directiva CPD-98-018 del Departamento de Vivienda y Desarrollo Urbano (HUD) del 6 de marzo de 1998, ha preparado un Informe anual consolidado del desempeño y evaluación de proyectos (CAPER) para el año fiscal 2016-17. El propósito de este aviso es proveer al público un periodo de revisión de 15 días, comenzando el 1 de septiembre de 2017 y terminando el 19 de septiembre de 2017, para expresar sus preocupaciones y comentarios con respecto al CAPER. El Condado de Orange está obligado a presentar el FY 2016-17 CAPER a HUD antes del 28 de septiembre de 2017.

Informe anual consolidado del desempeño y evaluación (CAPER)

El CAPER describe los avances en el cumplimiento de las metas y objetivos propuestos en el Plan de Acción de Servicios Comunitarios del Año Fiscal 2016-17 OC. El CAPER también proporciona un análisis de los gastos del programa, los logros del proyecto, el desempeño del sub-receptor y una evaluación de qué cambios en la política o estrategia pueden estar en orden.

El Plan de Acción para el Año Fiscal 2016-17 identificó las necesidades y prioridades generales del Condado de Orange para viviendas asequibles y de apoyo para familias de ingresos bajos o moderados y además de muy bajos ingresos. También incluía las necesidades de las personas sin hogar y sus familias, y describió una estrategia a corto plazo para atender a esas necesidades.

Comentarios

Se invita a todos los organismos, grupos e individuos interesados a revisar el proyecto de CAPER para el año fiscal 2016-17 y presentar comentarios por escrito para su consideración. Las copias están disponibles en la Oficina de Desarrollo de Vivienda y Desarrollo de la Comunidad y la Prevención de Desamparados, por correo electrónico a: craig.fee@occr.org. Los informes también están disponibles en línea en el sitio web de las Bibliotecas del Condado de Orange en www.ocpl.org, y en el sitio web de Vivienda y Desarrollo Comunitario y Prevención de los Desamparados en www.occr.org. Los comentarios con sello postal antes del 19 de septiembre de 2017 serán recibidos en:

Housing & Community Development
Craig Fee, CD Manager
1300 S. Grand, Building B
Santa Ana, CA 92705

El Condado de Orange considerará todos los comentarios por escrito recibidos antes del 19 de septiembre de 2017.

9/1/17
CNS-3045733#
UNIDOS (LA/OC) 11002172